





# **5 SERIES MORTISE LOCK MAINTENANCE MANUAL**



# 5 SERIES MORTISE LOCK MAINTENANCE MANUAL



<b><u>INDEX</u></b>	<b><u>PAGE</u></b>
Functions.....	2,3
Parts.....	4,5

## **Exploded views / function**

<b><u>KNOB</u></b>	<b><u>LEVER</u></b>	<b><u>ANSI</u></b>	<b><u>PAGE</u></b>
A.....	A-B4.....	F08.....	6,7
B.....	B-B4.....	F21.....	8,9
D.....	D-B4.....	----	10,11
DW.....	DW-B4.....	----	12,13
E.....	E-B4.....	F04.....	14,15
EW.....	EW-B4.....	F07.....	16,17
F.....	F-B4.....	F12.....	18,19
FD.....	FD-B4.....	F20.....	20,21
FS.....	FS-B4.....	----	22,23
FW.....	FW-B4.....	F13.....	24,25
GL.....	GL-B4.....	F26.....	26,27
H.....	H-B4.....	F15.....	28,29
J.....	J-B4.....	F05.....	30,31
JM.....	JM-B4.....	F06.....	32,33
JR.....	JR-B4.....	F06.....	34,35
LJ.....	LJ-B4.....	F22.....	36,37
N.....	N-B4.....	F01.....	38,39
Q.....	Q-B4.....	----	40,41
WW.....	----	F30.....	42




























## **DEADBOLTS**



































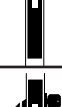




P.....	F17.....	43
31.....	----	44

# MORTISE LOCKSET FUNCTIONS



















ANSI #	TYPE	MARKS FUNCTION
F01.....	Non-Keyed.....	N
F02.....	Non-Keyed.....	L
F04.....	Single Cylinder.....	E
F05.....	Single Cylinder.....	J
F06.....	Single Cylinder.....	JM
F06.....	Single Cylinder.....	JR
F07.....	Single Cylinder.....	EW
F08.....	Single Cylinder.....	A
F09.....	Double Cylinder.....	G
F10.....	Single Cylinder.....	A
F11.....	Double Cylinder.....	FA
F12.....	Single Cylinder.....	F
F13.....	Single Cylinder.....	FW
F14.....	Double Cylinder.....	C
F15.....	Single Cylinder.....	H
F16.....	Deadbolt.....	T
F17.....	Deadbolt.....	P

ANSI #	TYPE	MARKS FUNCTION
F18.....	Deadbolt.....	S
F19.....	Non-Keyed.....	LF
F20.....	Single Cylinder.....	FD
F21.....	Single Cylinder.....	B
F22.....	Non-Keyed.....	LJ
F24.....	Double Cylinder.....	G
F25.....	Double Cylinder.....	C
F25.....	Double Cylinder.....	SO
F26.....	Single Cylinder.....	GL
F29.....	Deadbolt.....	SC
F30.....	Double Cylinder.....	WW
F31.....	Non-Keyed.....	EX
F32.....	Double Cylinder.....	GC
F33.....	Double Cylinder.....	FX
F34.....	Double Cylinder.....	FC
F35.....	Double Cylinder.....	AC

Single Cylinder Functions				ANSI 156.1
ANSI #	Strike	Marks Function		
		I/S	O/S	
<b>F04: OFFICE</b> Latch by knob/lever either side except when outside knob/lever locked by stop-button in front; then by key outside. Auxiliary latch deadlocks latch. Inside always open.				E
<b>F05: CLASSROOM</b> Latch by knob/lever either side except when outside knob/lever locked by key. When locked, latch bolt retracted by key. Inside always open. Auxiliary latch deadlocks latch.				J
<b>F06: HOLDBACK "A"</b> Latch by knob/lever either side except when outside knob/lever locked or unlocked by key. Auxiliary latch deadlocks latch. Inside always open. Inside knob/lever unlocks outside lever. Latch bolt can be locked in retracted position by locking inside hub. Can be used with blank outside trim.				JM
<b>F06: HOLDBACK "B"</b> Latch by knob/lever either side except when outside knob/lever locked or unlocked by key. Auxiliary latch deadlocks latch. Inside always open. Inside knob/lever will not unlock outside knob/lever. Latch bolt can be locked in retracted position by locking outside hub. Can not be used with blank outside trim.				JR
<b>F07: STOREROOM</b> Latch by knob/lever inside, key outside. Outside knob/lever always rigid. Auxiliary latch deadlocks latch. Inside always open.				EW
<b>F08, F10: ENTRANCE</b> Latch by knob/lever either side except when outside locked by stop-button; then by key outside, knob/lever inside. Deadbolt by key outside, turnpiece inside. Deadbolt deadlocks latch.				A
<b>F12: DORMITORY</b> Latch by knob/lever either side except when outside knob/lever locked by stop-button or projected deadbolt. Deadbolt by turnpiece inside. Inside knob/lever retracts latch and deadbolt simultaneously, leaving outside locked. Deadbolt deadlocks latch.				F
<b>F13: DORMITORY</b> Latch by knob/lever either side except when projected deadbolt locks outside knob/lever and deadlocks latch. Deadbolt and latch by key outside. Deadbolt by turnpiece inside. Inside knob/lever retracts latch and deadbolt simultaneously, automatically unlocking outside knob/lever.				FW
<b>F15: HOTEL</b> Inside knob/lever always free, outside rigid. Latch by knob/lever inside, key outside. (When deadbolt projected by turnpiece all keys are shut out except emergency key). Inside knob/lever retracts deadbolt and latch simultaneously. Auxiliary latch or deadbolt deadlocks latch. Indicator available.				H

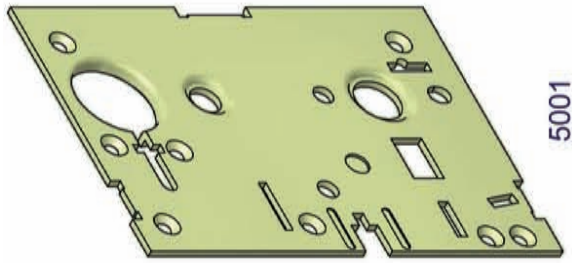
Single Cylinder Functions (cont'd.)				ANSI 156.1
ANSI #	Strike	Marks Function		
		I/S	O/S	
<b>F20: APARTMENT</b> Latch by knob/lever either side except when outside locked by stop-button or projected deadbolt. Latch deadlocked by auxiliary latch or deadbolt. Deadbolt and latch by key outside. Deadbolt by turnpiece inside. Inside knob/lever retracts latch & deadbolt simultaneously, leaving outside locked.				FD
<b>F21: ENTRANCE</b> Latch by knob/lever either side. Deadbolt by key outside, turnpiece inside. Deadbolt deadlocks latch.				B
<b>F26: INSTITUTIONAL PRIVACY</b> Latch by knob/lever either side except when outside knob/lever locked by inside thumbturn. Latch deadlocked by auxiliary latch. Key outside opens latch. When outside locked, inside knob/lever retracts latch, automatically unlocking outside knob/lever.				GL
<b>OFFICE VESTIBULE:</b> Latch by knob/lever either side except when outside knob/lever locked by stop-button in front; then by key outside.				D
<b>VESTIBULE:</b> Latch by knob/lever inside, key outside. Outside knob/lever always rigid.				DW
<b>DORMITORY:</b> Latch by knob/lever inside. Outside knob/lever always rigid. Deadbolt and latch by key outside. Deadbolt by turnpiece inside. When deadbolt is projected, latch is deadlocked. Inside knob/lever retracts latch and deadbolt simultaneously.				FS
<b>SPECIAL PRIVACY:</b> Inside knob/lever always free, outside rigid. Latch by knob/lever inside, key outside. Deadbolt by turnpiece inside, emergency release outside. Inside knob/lever retracts deadbolt and latch simultaneously. Auxiliary latch deadlocks latch.				LH
<b>STOREROOM:</b> Latch by thumbpiece inside. Key outside.				DN
<b>STOREROOM:</b> Latch by thumbpiece or knob/lever inside. Key outside. Auxiliary latch deadlocks latch.				EN
Deadbolt Functions				ANSI 156.13
<b>F16: DEADLOCK</b> Deadbolt by key either side.				T
<b>F17: DEADLOCK</b> Deadbolt by key outside and turnpiece inside.				P
<b>F18: DEADLOCK</b> Deadbolt by key one side only.				S
<b>F29: DEADLOCK</b> Deadbolt by key outside. Inside turnpiece will retract but will not project deadbolt.				SC

# MORTISE LOCKSET FUNCTIONS

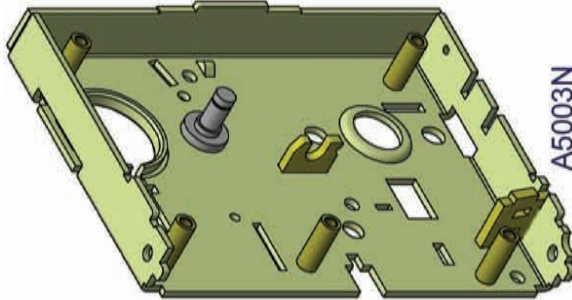
Double Cylinder Functions ANSI 156.13				Double Cylinder Functions ANSI 156.13			
ANSI #	Strike	Marks	Function	ANSI #	Strike	Marks	Function
<b>F09: ENTRANCE</b> Latch by knob/lever either side except when outside knob/lever locked by key inside, latch retracted by key outside. Outside remains locked. Auxiliary latch deadlocks latch.			G	<b>F35: STORE DOOR</b> Latch by knob/lever either side except when outside knob/lever locked by stop-button in front; then by key outside. Deadbolt by key either side. Deadbolt deadlocks latch.			AC
<b>F11: DORMITORY</b> Latch by knob/lever either side except when outside knob/lever locked by stop-button or projected deadbolt. Deadbolt by key either side. Inside knob/lever retracts latch and deadbolt simultaneously leaving outside locked. Deadbolt deadlocks latch.			FA	<b>Non-Keyed Functions ANSI 156.13</b>			
<b>F14: STOREROOM</b> Latch by knob/lever either side. Deadbolt by key either side. Deadbolt deadlocks latch.			C	<b>F01: PASSAGE</b> Latch by knob/lever either side.			N
<b>F24: APARTMENT HANDLE</b> Latch by thumbpiece either side except when outside is locked by key inside. When outside is locked, latch retracted by key outside or thumbpiece inside. Auxiliary latch deadlocks latch.			G	<b>F02:BATHROOM *</b> Latch by knob/lever either side. Deadbolt by turnpiece inside. Deadbolt deadlocks latch. To unlock from outside, remove emergency button, insert emergency key in access hole and turn. Optional coinkey assembly available.			L
<b>F25: STOREROOM "B" Body</b> Latch by thumbpiece either side. Deadbolt by key either side.			C	<b>F19: PRIVACY *</b> Latch by knob/lever either side except when projected deadbolt locks outside knob/lever and deadlocks latch. Deadbolt by turnpiece inside. Inside knob/lever retracts latch and deadbolt simultaneously, automatically unlocking outside knob/lever. To unlock from outside, remove emergency button, insert emergency key in access hole and turn. Optional coinkey assembly available.			LF
<b>F25: STOREROOM</b> Latch by thumbpiece either side except when outside thumbpiece locked by stop-button in front; then by key outside. Deadbolt by key both sides. Deadbolt deadlocks latch.			SO	<b>F22: PRIVACY</b> Latch by knob/lever either side except when outside knob/lever is locked by inside turnpiece. Turning inside knob/lever or closing door unlocks outside lever. To unlock from outside, remove emergency button, insert emergency key in access hole and turn. Optional coin key assembly available.			LJ
<b>F30: INSTITUTION</b> Both knob/levers rigid. Auxiliary latch deadlocks latch. Latch by key either side.			WW	<b>F31: EXIT</b> Latch by knob/lever inside, non-removable blank trim or no trim outside. Auxiliary latch deadlocks latch.			EX
<b>F32: INTRUDER LATCH BOLT</b> Latch by knob/lever either side except when outside knob/lever is locked from inside or outside by key. Auxiliary latch deadlocks latch bolt when door is locked. Inside knob/lever is always free for immediate egress. Latch operated by key from inside or outside.			GC	<b>Electrified Functions ANSI 156.13</b>			
<b>CLASSROOM SECURITY</b> Latch by knob/lever either side except when outside knob/lever is locked from inside or outside by key. Auxiliary latch deadlocks latch bolt when door is locked. Inside knob/lever is always free for immediate egress.			GG	<b>ELECTRICALLY LOCKED (Fail Safe):</b> Outside always locked electrically. Open by key outside, switch or loss of power. Auxiliary latch deadlocks latch. Inside always open.			EL
<b>CLASSROOM SECURITY w/HOLDBACK</b> Latch bolt retracted by knob/lever from either side unless outside is locked by key from either side. When locked, latch bolt retracted by key outside or knob/lever inside. Auxiliary latch deadlocks latch bolt when door is locked. Depress inside knob/lever and turn key 360° for holdback feature. Inside knob/lever always free for immediate egress.			GR	<b>ELECTRICALLY UNLOCKED (Fail Secure):</b> Outside always locked until unlocked by key or electrically energized. Auxiliary latch deadlocks latch. Inside always open.			EU
<b>ENTRANCE</b> Latch by lever either side except when both sides are locked by key inside, then by key outside. Auxiliary latch deadlocks latch.			GW	<b>Deadlock Functions ANSI 156.13</b>			
<b>F33: DORMITORY</b> Latch by knob/lever either side except when projected deadbolt locks outside knob/lever and deadlocks latch. Deadbolt and latch by key either side. Inside knob/lever retracts latch and deadbolt simultaneously, automatically unlocking outside knob/lever.			FX	<b>E06072: CYLINDER BY TURNPIECE</b> Deadbolt by inside turnpiece or outside key.			K
<b>F33: DORMITORY</b> Latch by knob/lever either side except when projected deadbolt locks outside knob/lever and deadlocks latch. Deadbolt and latch by key either side. Inside knob/lever retracts latch and deadbolt simultaneously, automatically unlocking outside knob/lever.			FC	<b>E06082: COMMUNICATING SINGLE CYLINDER *</b> Deadbolt by key from one side only.			L
				<b>E06062: DOUBLE CYLINDER</b> Deadbolt by key either side.			M
				<b>E06092: CLASSROOM</b> Deadbolt by outside key. Turnpiece will retract but not project deadbolt.			S
				<b>TURNPIECE</b> Deadbolt by inside turnpiece.			X
				<b>*PRIVACY INDICATOR AVAILABLE</b>			



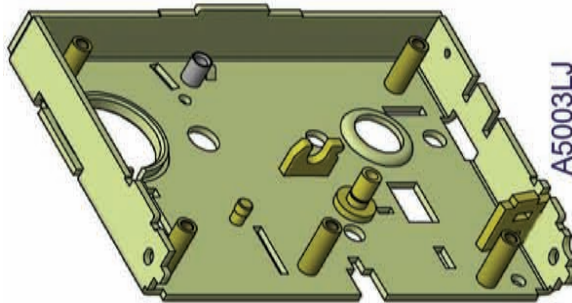
# MORTISE LOCKS PARTS



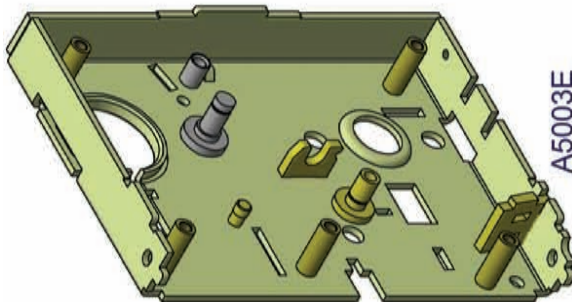
5001



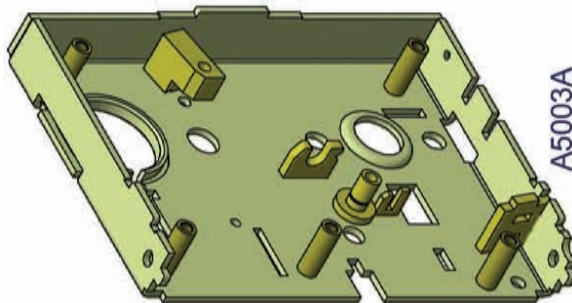
A5003N



A5003LJ



A5003E



A5003A



5004P



5004H



5004FD



5004EW



5004E



5004DW



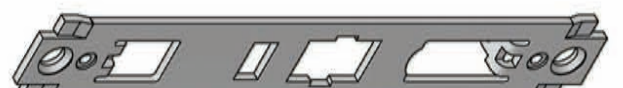
5004D



5004B



5004A




5005E

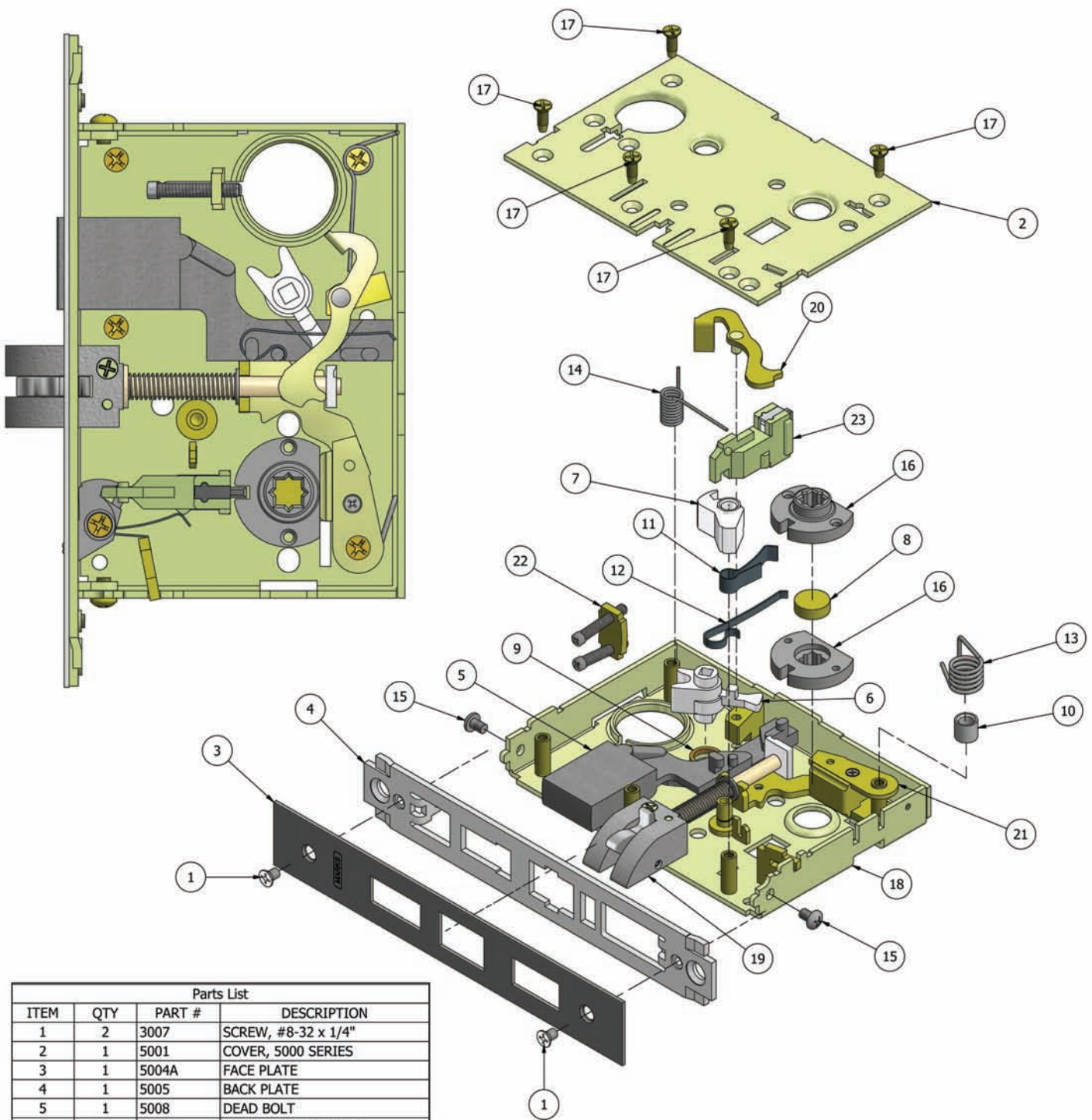


5005

# MORTISE LOCKS PARTS



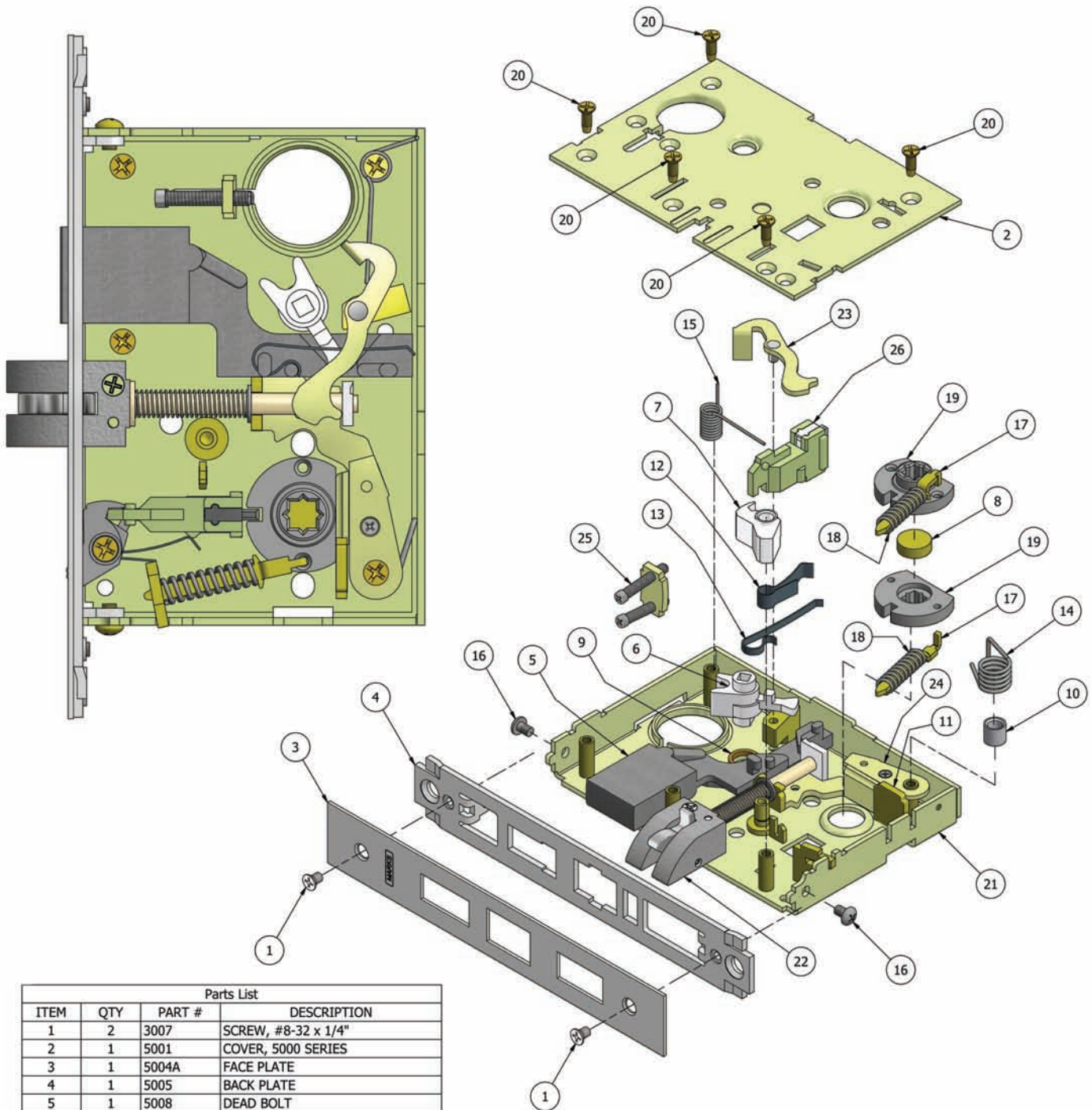




Parts List			
ITEM	QTY	PART #	DESCRIPTION
1	2	3007	SCREW, #8-32 x 1/4"
2	1	5001	COVER, 5000 SERIES
3	1	5004A	FACE PLATE
4	1	5005	BACK PLATE
5	1	5008	DEAD BOLT
6	1	5009Z	LEVER, "F" DEAD BOLT
7	1	5025	PUSH BUTTON
8	1	5043-2	SOLID HUB DISK SPACER
9	1	5048	SPACER
10	1	5049	LATCH LEVER PIVOT SPACER
11	1	5063	FOLLOWER SPRING
12	1	5065	DEAD BOLT SPRING
13	1	5067	HUB LEVER SPRING
14	1	5068	SPRING
15	2	5078	SCREW, #8-32 x 1/4"
16	2	5626	HUB, O/S
17	5	9005	SCREW, #8-32 x 1/2"
18	1	A5003A	MORTISE LOCK CASE W/ STUDS
19	1	A5010	LATCH BOLT ASSEMBLY
20	1	A5016	CYLINDER LEVER ASSEMBLY
21	1	A5021N	HUB LEVER ASSEMBLY
22	1	A5050	CYLINDER SCREW ASSEMBLY
23	1	**A5607	"A" FOLLOWER ASSY.

## MODEL A5A

Used for A, AC functions  
with knob trim

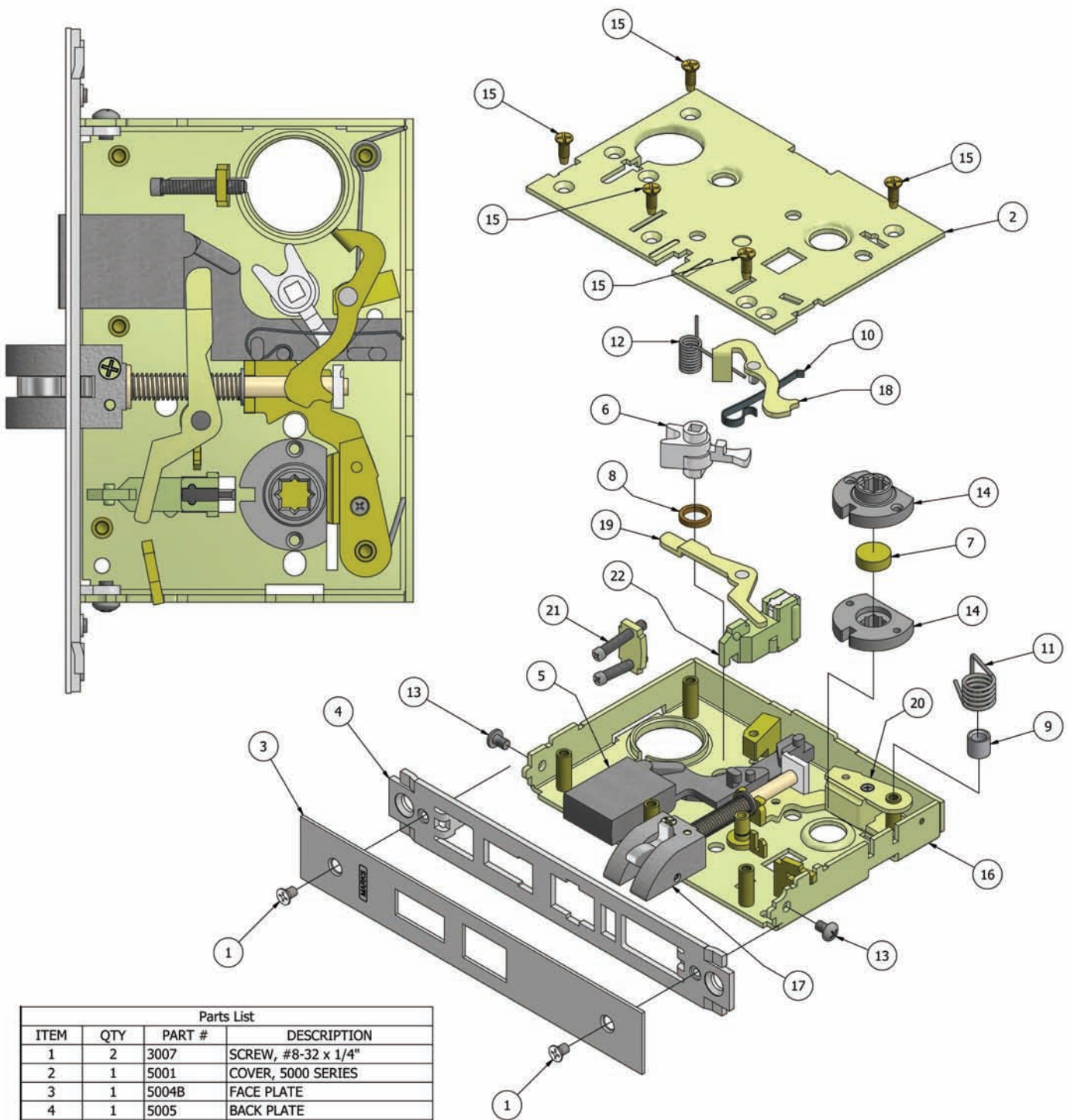


Parts List			
ITEM	QTY	PART #	DESCRIPTION
1	2	3007	SCREW, #8-32 x 1/4"
2	1	5001	COVER, 5000 SERIES
3	1	5004A	FACE PLATE
4	1	5005	BACK PLATE
5	1	5008	DEAD BOLT
6	1	5009Z	LEVER, "F" DEAD BOLT
7	1	5025	PUSH BUTTON
8	1	5043-2	SOLID HUB DISK SPACER
9	1	5048	SPACER
10	1	5049	LATCH LEVER PIVOT SPACER
11	1	5062	RIGID HUB PLATE
12	1	5063	FOLLOWER SPRING
13	1	5065	DEAD BOLT SPRING
14	1	5067	HUB LEVER SPRING
15	1	5068	SPRING
16	2	5078	SCREW, #8-32 x 1/4"
17	2	5089	HUB LINK
18	2	5614	HUB LINK SPRING
19	2	5626	HUB, O/S
20	5	9005	SCREW, #8-32 x 1/2"
21	1	A5003A	MORTISE LOCK CASE W/ STUDS
22	1	A5010	LATCH BOLT ASSEMBLY
23	1	A5016	CYLINDER LEVER ASSEMBLY
24	1	A5021N	HUB LEVER ASSEMBLY
25	1	A5050	CYLINDER SCREW ASSEMBLY
26	1	**A5607	"A" FOLLOWER ASSY.

## MODEL A5A-B4

Used for A, AC functions  
with lever trim



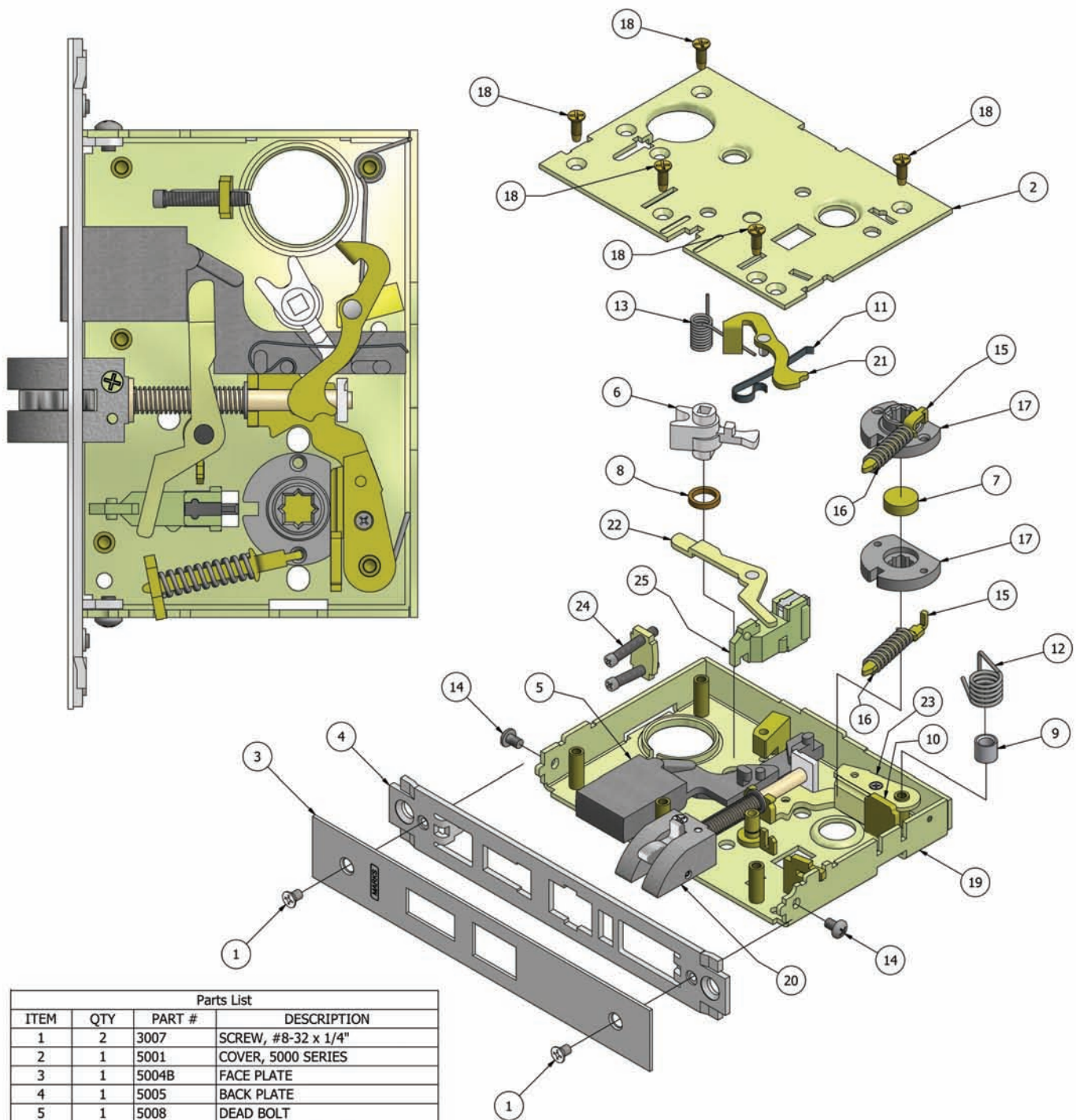


Parts List			
ITEM	QTY	PART #	DESCRIPTION
1	2	3007	SCREW, #8-32 x 1/4"
2	1	5001	COVER, 5000 SERIES
3	1	5004B	FACE PLATE
4	1	5005	BACK PLATE
5	1	5008	DEAD BOLT
6	1	5009Z	LEVER, "F" DEAD BOLT
7	1	5043-2	SOLID HUB DISK SPACER
8	1	5048	SPACER
9	1	5049	LATCH LEVER PIVOT SPACER
10	1	5065	DEAD BOLT SPRING
11	1	5067	HUB LEVER SPRING
12	1	5068	SPRING
13	2	5078	SCREW, #8-32 x 1/4"
14	2	5626	HUB, O/S
15	5	9005	SCREW, #8-32 x 1/2"
16	1	A5003A	MORTISE LOCK CASE W/ STUDS
17	1	A5010	LATCH BOLT ASSEMBLY
18	1	A5016	CYLINDER LEVER ASSEMBLY
19	1	A5017-RIV	LOCKING PIECE ASSEMBLY
20	1	A5021N	HUB LEVER ASSEMBLY
21	1	A5050	CYLINDER SCREW ASSEMBLY
22	1	A5609	"FW" FOLLOWER ASSY.

## MODEL A5B

Used for B, C, L functions  
with knob trim

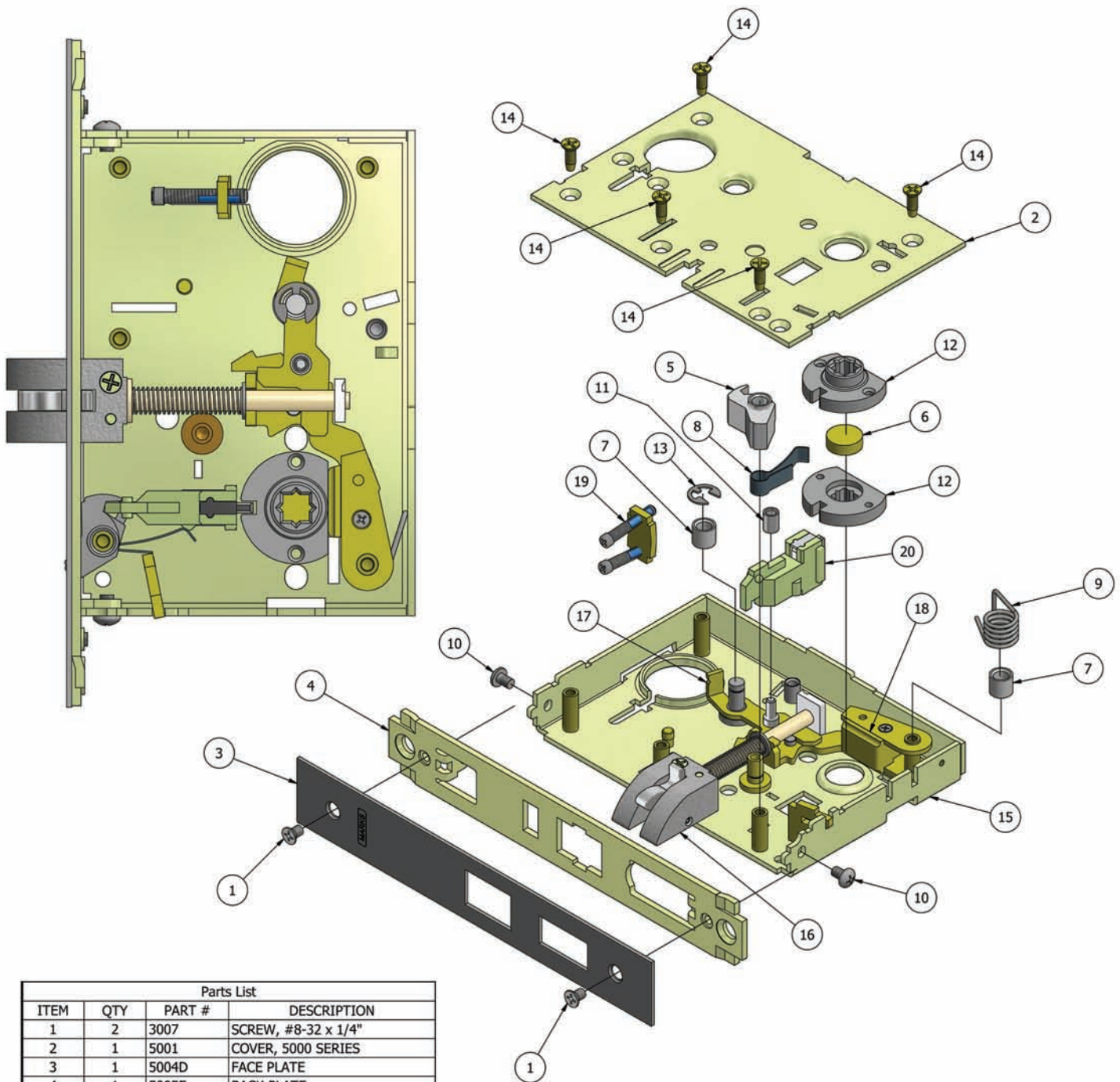




Parts List			
ITEM	QTY	PART #	DESCRIPTION
1	2	3007	SCREW, #8-32 x 1/4"
2	1	5001	COVER, 5000 SERIES
3	1	5004B	FACE PLATE
4	1	5005	BACK PLATE
5	1	5008	DEAD BOLT
6	1	5009Z	LEVER, "F" DEAD BOLT
7	1	5043-2	SOLID HUB DISK SPACER
8	1	5048	SPACER
9	1	5049	LATCH LEVER PIVOT SPACER
10	1	5062	RIGID HUB PLATE
11	1	5065	DEAD BOLT SPRING
12	1	5067	HUB LEVER SPRING
13	1	5068	SPRING
14	2	5078	SCREW, #8-32 x 1/4"
15	2	5089	HUB LINK
16	2	5614	HUB LINK SPRING
17	2	5626	HUB, O/S
18	5	9005	SCREW, #8-32 x 1/2"
19	1	A5003A	MORTISE LOCK CASE W/ STUDS
20	1	A5010	LATCH BOLT ASSEMBLY
21	1	A5016	CYLINDER LEVER ASSEMBLY
22	1	A5017-RIV	LOCKING PIECE ASSEMBLY
23	1	A5021N	HUB LEVER ASSEMBLY
24	1	A5050	CYLINDER SCREW ASSEMBLY
25	1	A5609	"FW" FOLLOWER ASSY.

## MODEL A5B-B4

Used for B, C, L functions  
with lever trim

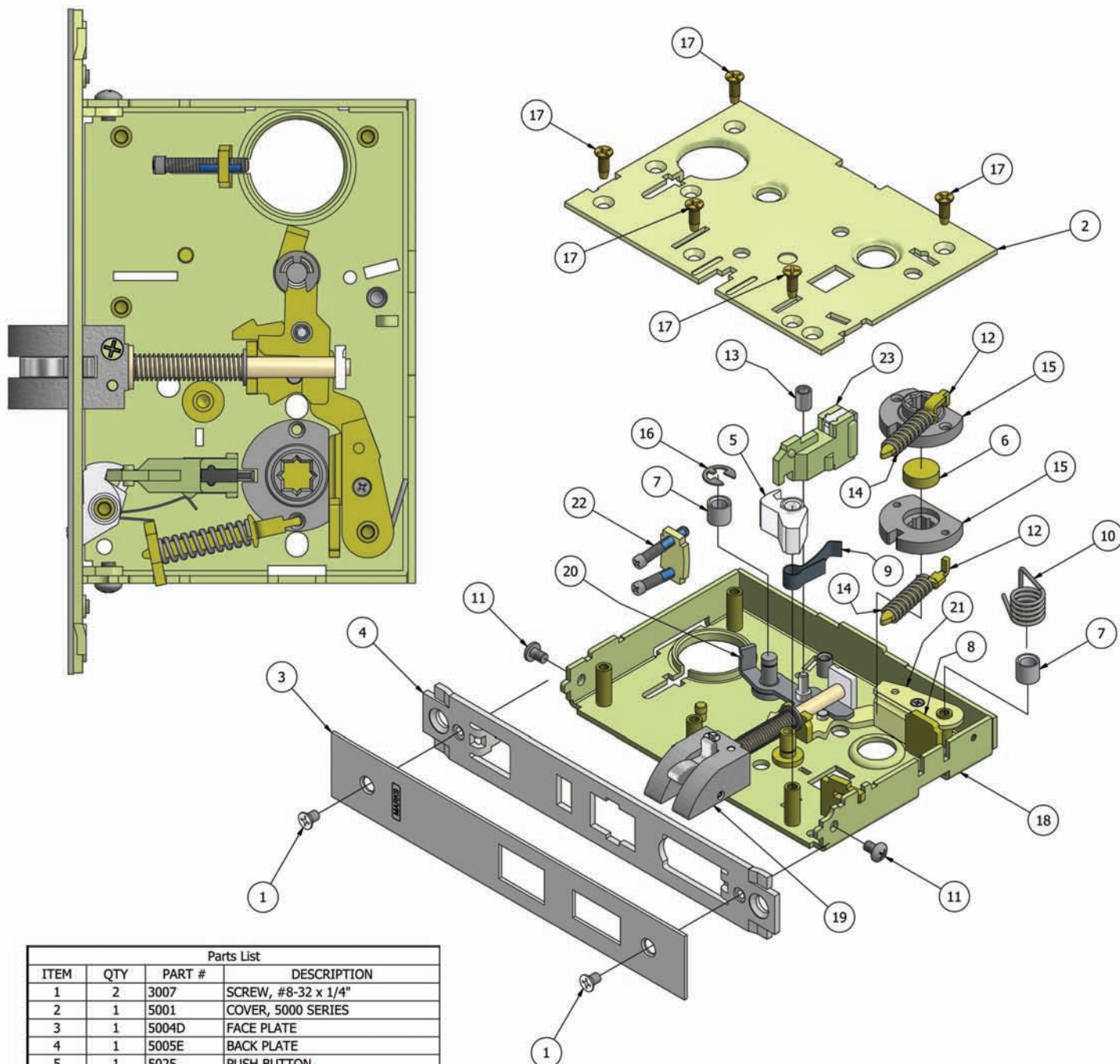


## MODEL A5D

Used for D function  
with knob trim

Parts List			
ITEM	QTY	PART #	DESCRIPTION
1	2	3007	SCREW, #8-32 x 1/4"
2	1	5001	COVER, 5000 SERIES
3	1	5004D	FACE PLATE
4	1	5005E	BACK PLATE
5	1	5025	PUSH BUTTON
6	1	5043-2	SOLID HUB DISK SPACER
7	2	5049	LATCH LEVER PIVOT SPACER
8	1	5063	FOLLOWER SPRING
9	1	5067	HUB LEVER SPRING
10	2	5078	SCREW, #8-32 x 1/4"
11	1	5171	ROLLER, AUX. LATCH LEVER
12	2	5626	HUB, O/S
13	1	7006	RETAINER RING
14	5	9005	SCREW, #8-32 x 1/2"
15	1	A5003E	MORTISE CASE W/ STUDS
16	1	A5010	LATCH BOLT ASSEMBLY
17	1	A5018	LATCH LEVER ASSEMBLY
18	1	A5021J	HUB LEVER ASSEMBLY
19	1	A5050	CYLINDER SCREW ASSEMBLY
20	1	*A5607	"A" FOLLOWER ASSY.

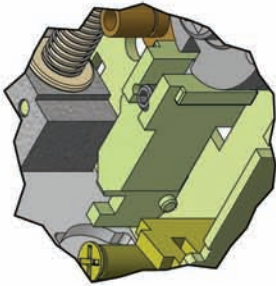
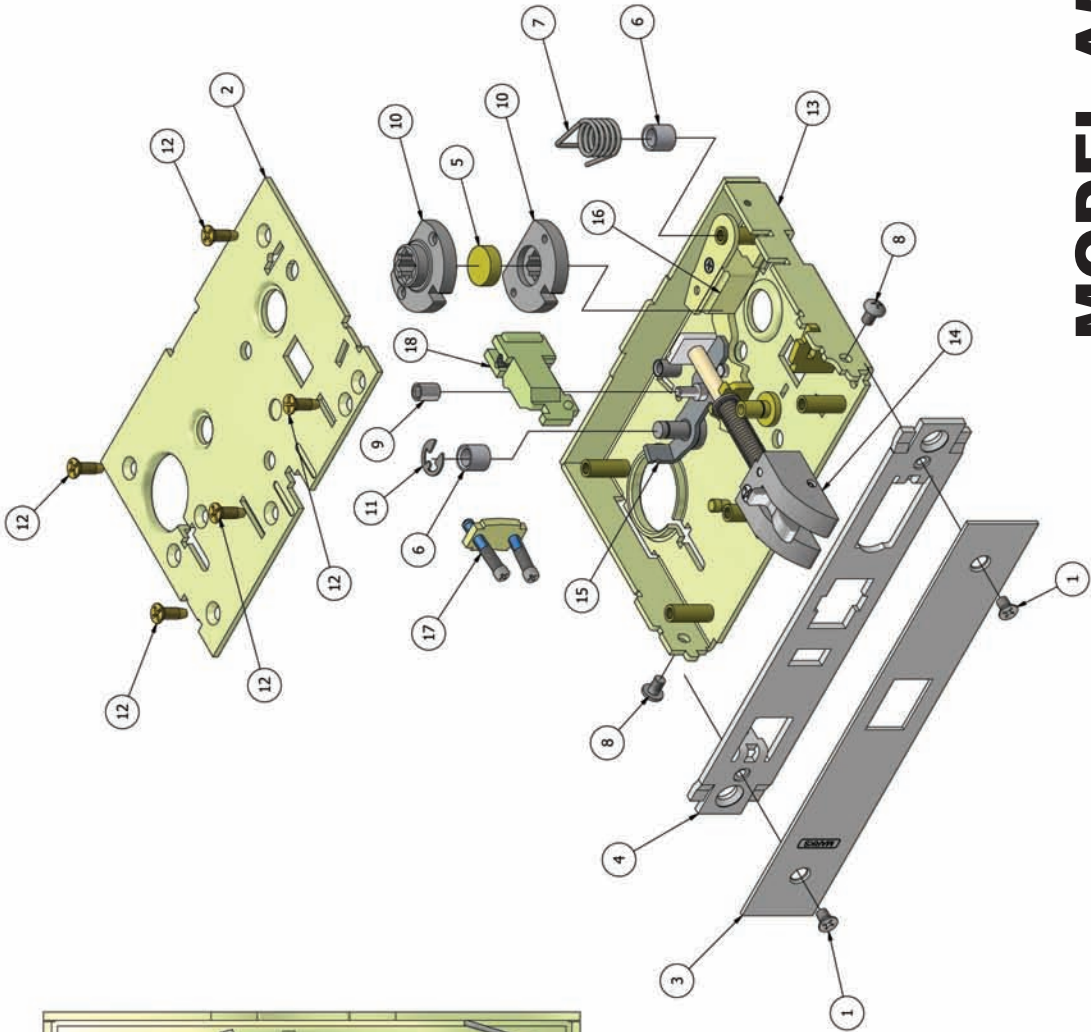





Parts List			
ITEM	QTY	PART #	DESCRIPTION
1	2	3007	SCREW, #8-32 x 1/4"
2	1	5001	COVER, 5000 SERIES
3	1	5004D	FACE PLATE
4	1	5005E	BACK PLATE
5	1	5025	PUSH BUTTON
6	1	5043-2	SOLID HUB DISK SPACER
7	2	5049	LATCH LEVER PIVOT SPACER
8	1	5062	RIGID HUB PLATE
9	1	5063	FOLLOWER SPRING
10	1	5067	HUB LEVER SPRING
11	2	5078	SCREW, #8-32 x 1/4"
12	2	5089	HUB LINK
13	1	5171	ROLLER, AUX. LATCH LEVER
14	2	5614	HUB LINK SPRING
15	2	5626	HUB, O/S
16	1	7006	RETAINER RING
17	5	9005	SCREW, #8-32 x 1/2"
18	1	A5003E	MORTISE CASE W/ STUDS
19	1	A5010	LATCH BOLT ASSEMBLY
20	1	A5018	LATCH LEVER ASSEMBLY
21	1	A5021J	HUB LEVER ASSEMBLY
22	1	A5050	CYLINDER SCREW ASSEMBLY
23	1	**A5607	"A" FOLLOWER ASSY.

## MODEL A5D-B4

### Used for D function with lever trim



FOLLOWER PLACEMENT  
SCALE 1.5 : 1

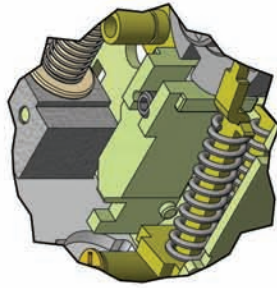
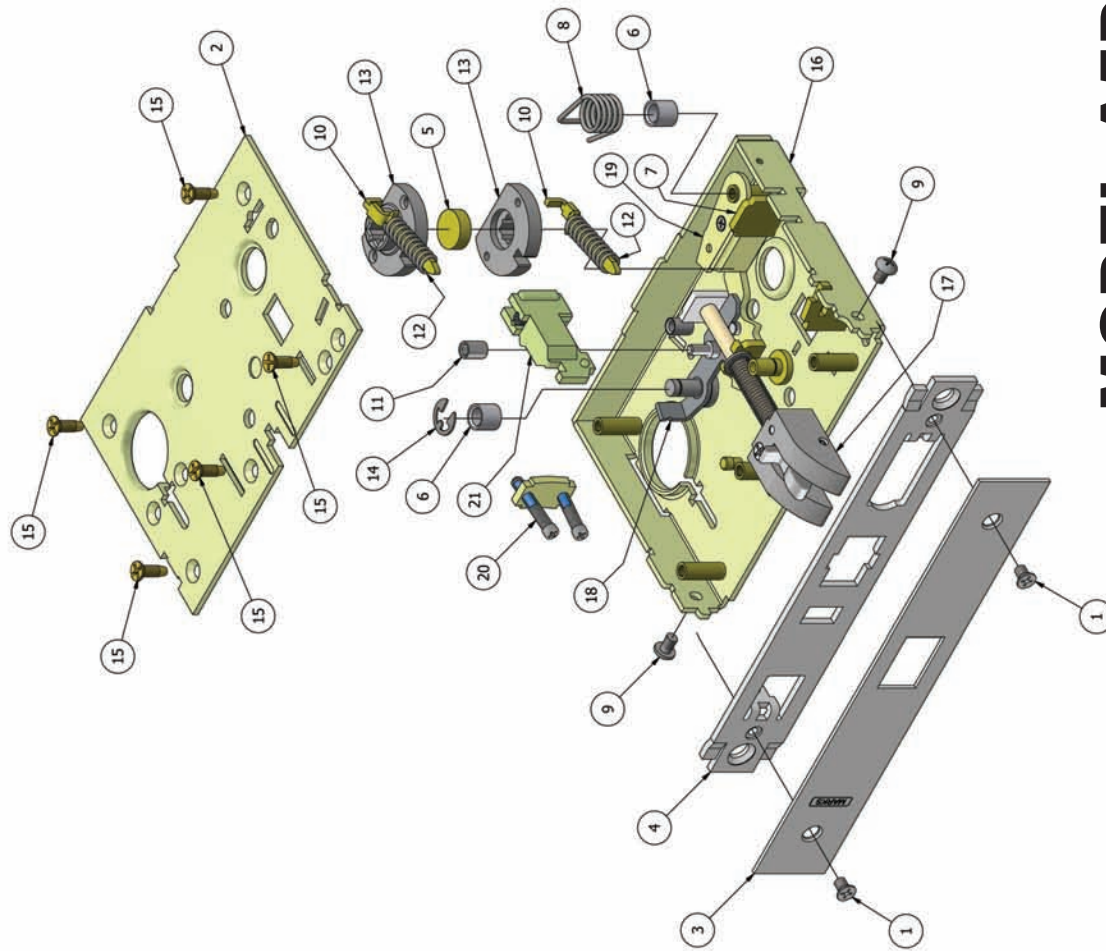
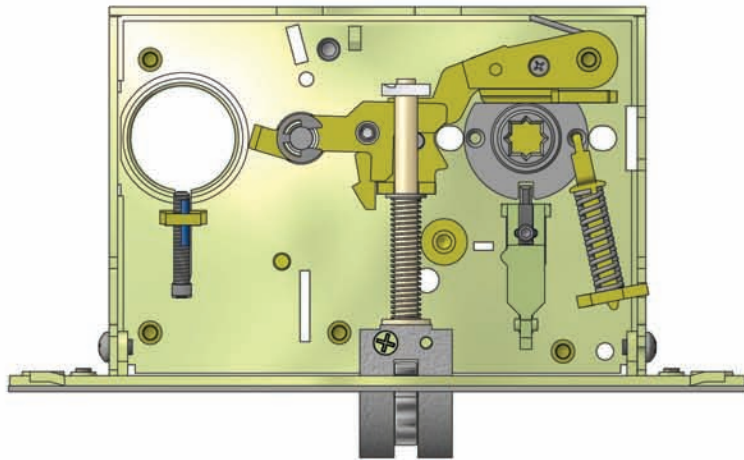
# MODEL A5DW

Used for DW function  
with knob trim

Parts List		
ITEM	QTY	PART NUMB DESCRIPTION
1	2	3007 SCREW, #8-32 x 1/4"
2	1	5001 COVER, 5000 SERIES
3	1	5004DW FACE PLATE
4	1	5005E BACK PLATE
5	1	5043-2 SOLID HUB DISK SPACER
6	2	5049 LATCH LEVER PIVOT SPACER
7	1	5067 HUB LEVER SPRING
8	2	5078 SCREW, #8-32 x 1/4"
9	1	5171 ROLLER, AUX. LATCH LEVER
10	2	5626 HUB, O/S
11	1	7006 RETAINER RING
12	5	9005 SCREW, #8-32 x 1/2"
13	1	A5003E MORTISE CASE W/ STUDS
14	1	A5010 LATCH BOLT ASSEMBLY
15	1	A5018 LATCH LEVER ASSEMBLY
16	1	A5021J HUB LEVER ASSEMBLY
17	1	A5050 CYLINDER SCREW ASSEMBLY
18	1	*A5607 "A" FOLLOWER ASSY.

\*\*A5607, A5608 OR A5609 CAN BE USED





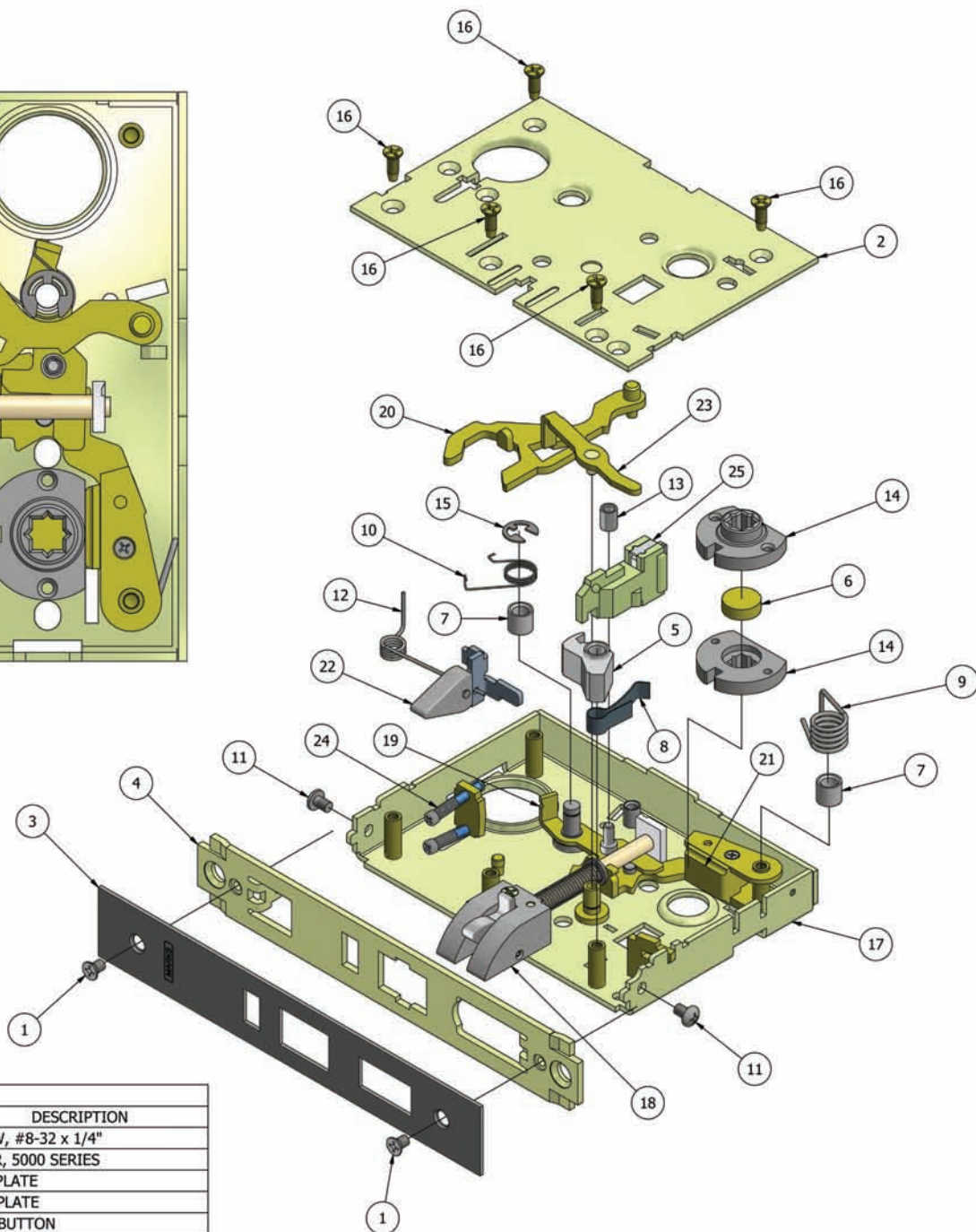
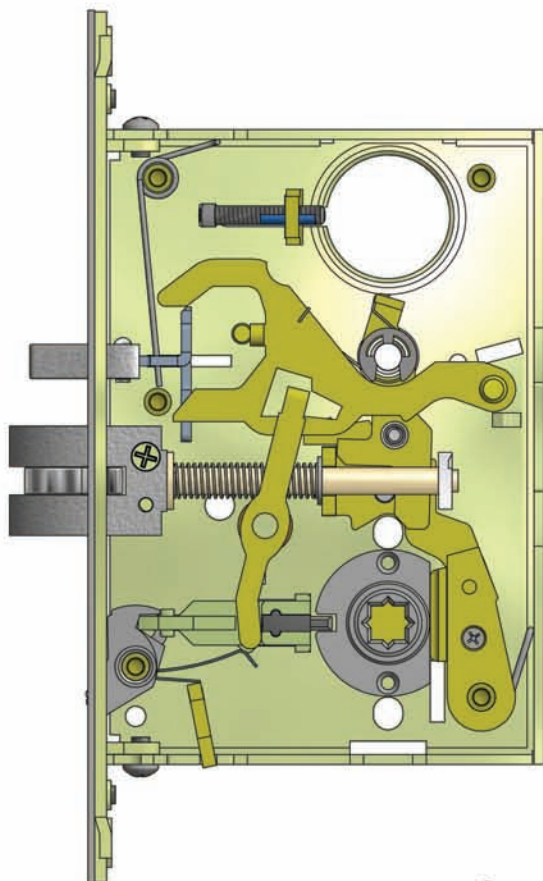
FOLLOWER PLACEMENT  
SCALE 1.5 : 1

# **MODEL A5DW-B4** Used for DW function with lever trim

Parts List			
ITEM	QTY	PART #	DESCRIPTION
1	2	3007	SCREW, #8-32 x 1/4"
2	1	5001	COVER, 5000 SERIES
3	1	5004DW	FACE PLATE
4	1	5005E	BACK PLATE
5	1	5043-2	SOLID HUB DISK SPACER
6	2	5049	LATCH LEVER PIVOT SPACER
7	1	5062	RIGID HUB PLATE
8	1	5067	HUB LEVER SPRING
9	2	5078	SCREW, #8-32 x 1/4"
10	2	5089	HUB LINK
11	1	5171	ROLLER, AUX. LATCH LEVER
12	2	5614	HUB LINK SPRING
13	2	5626	HUB, O/S
14	1	7006	RETAINER RING
15	5	9005	SCREW, #8-32 x 1/2"
16	1	A5003E	MORTISE CASE W/ STUDS
17	1	A5010	LATCH BOLT ASSEMBLY
18	1	A5018	LATCH LEVER ASSEMBLY
19	1	A5021J	HUB LEVER ASSEMBLY
20	1	A5050	CYLINDER SCREW ASSEMBLY
21	1	**A5607	"A" FOLLOWER ASSY.

\*\*A5607, A5608 OR A5609 CAN BE USED

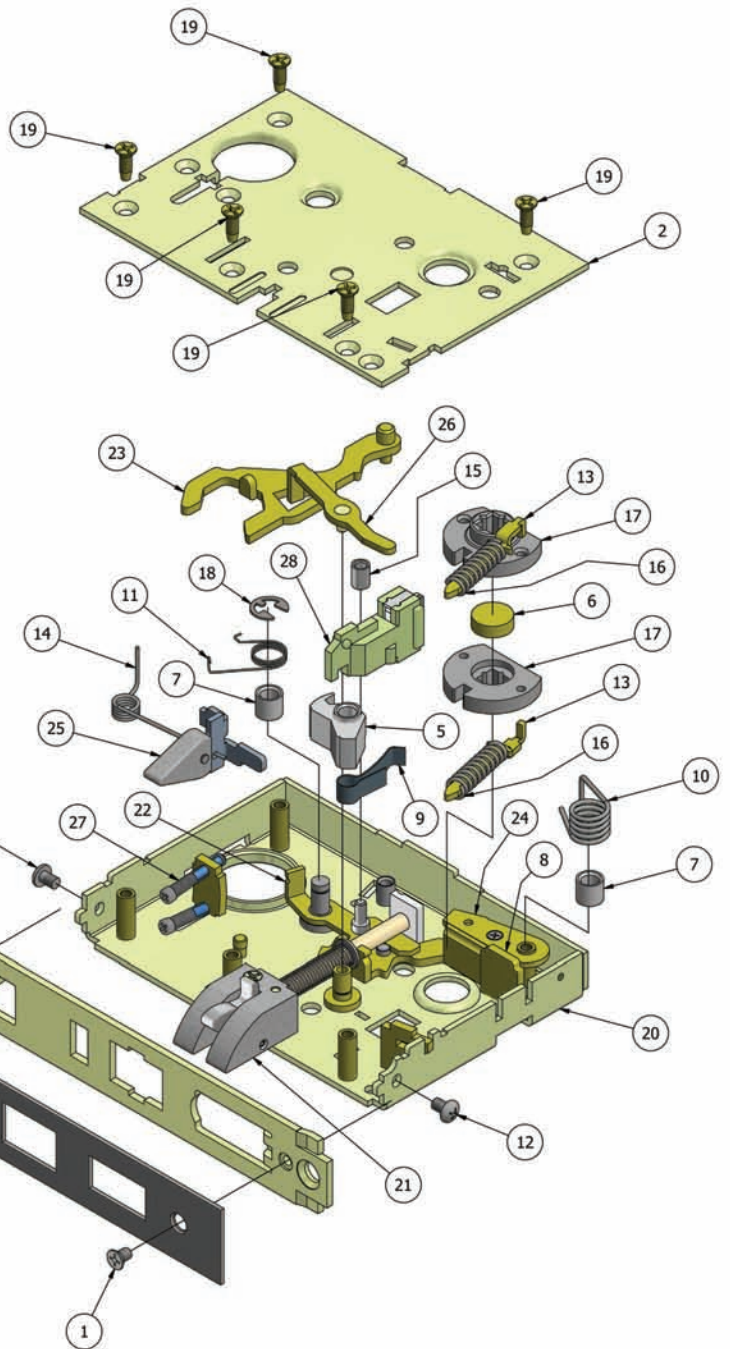
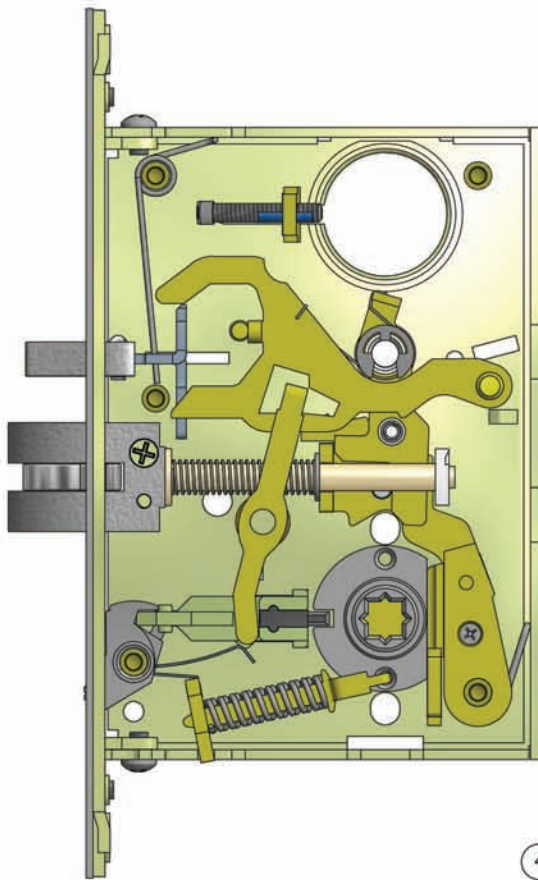




Parts List			
ITEM	QTY	PART NUMB	DESCRIPTION
1	2	3007	SCREW, #8-32 x 1/4"
2	1	5001	COVER, 5000 SERIES
3	1	5004E	FACE PLATE
4	1	5005E	BACK PLATE
5	1	5025	PUSH BUTTON
6	1	5043-2	SOLID HUB DISK SPACER
7	2	5049	LATCH LEVER PIVOT SPACER
8	1	5063	FOLLOWER SPRING
9	1	5067	HUB LEVER SPRING
10	1	5069	SPRING
11	2	5078	SCREW, #8-32 x 1/4"
12	1	5096	AUX. LATCH SPRING
13	1	5171	ROLLER, AUX. LATCH LEVER
14	2	5626	HUB, O/S
15	1	7006	RETAINER RING
16	5	9005	SCREW, #8-32 x 1/2"
17	1	A5003E	MORTISE CASE W/ STUDS
18	1	A5010	LATCH BOLT ASSEMBLY
19	1	A5018	LATCH LEVER ASSEMBLY
20	1	A5020	LOCKING PIECE ASSEMBLY
21	1	A5021J	HUB LEVER ASSEMBLY
22	1	A5031-Z14	"E" AUX. LATCH ASSEMBLY
23	1	A5034	STOP CYLINDER LEVER ASSEMBLY
24	1	A5050	CYLINDER SCREW ASSEMBLY
25	1	A5607	"A" FOLLOWER ASSY.

## MODEL A5E

Used for E function  
with knob trim

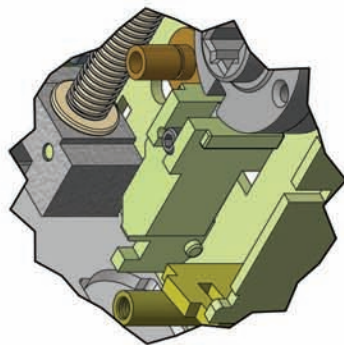
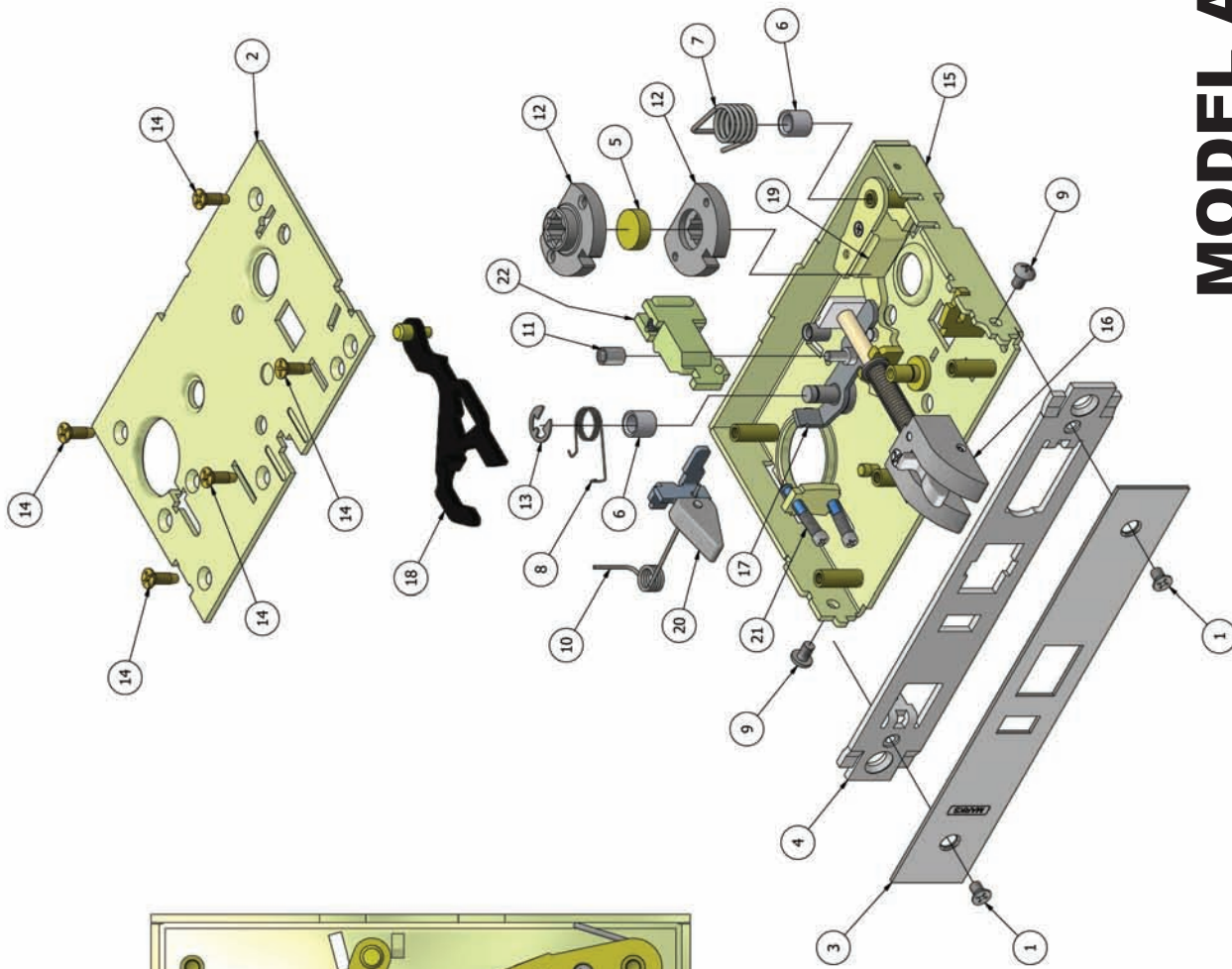
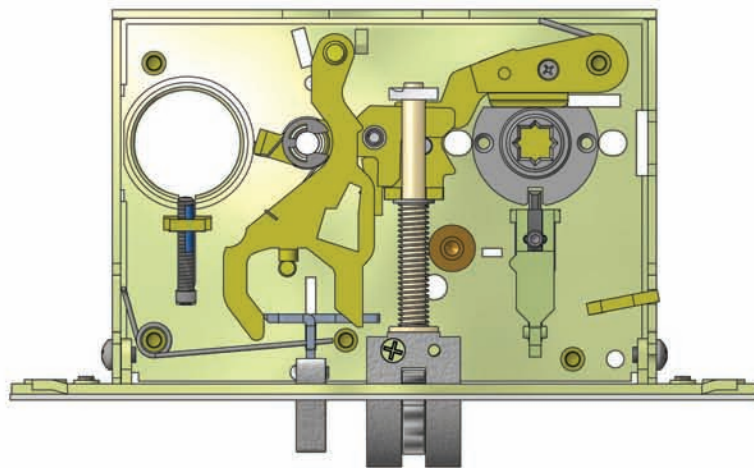


Parts List			
ITEM	QTY	PART #	DESCRIPTION
1	2	3007	SCREW, #8-32 x 1/4"
2	1	5001	COVER, 5000 SERIES
3	1	5004E	FACE PLATE
4	1	5005E	BACK PLATE
5	1	5025	PUSH BUTTON
6	1	5043-2	SOLID HUB DISK SPACER
7	2	5049	LATCH LEVER PIVOT SPACER
8	1	5062	RIGID HUB PLATE
9	1	5063	FOLLOWER SPRING
10	1	5067	HUB LEVER SPRING
11	1	5069	SPRING
12	2	5078	SCREW, #8-32 x 1/4"
13	2	5089	HUB LINK
14	1	5096	AUX. LATCH SPRING
15	1	5171	ROLLER, AUX. LATCH LEVER
16	2	5614	HUB LINK SPRING
17	2	5626	HUB, O/S
18	1	7006	RETAINER RING
19	5	9005	SCREW, #8-32 x 1/2"
20	1	A5003E	MORTISE CASE W/ STUDS
21	1	A5010	LATCH BOLT ASSEMBLY
22	1	A5018	LATCH LEVER ASSEMBLY
23	1	A5020	LOCKING PIECE ASSEMBLY
24	1	A5021J	HUB LEVER ASSEMBLY
25	1	A5031-Z14	"E" AUX. LATCH ASSEMBLY
26	1	A5034	STOP CYLINDER LEVER ASSEMBLY
27	1	A5050	CYLINDER SCREW ASSEMBLY
28	1	A5607	"A" FOLLOWER ASSY.

## MODEL A5E-B4

### Used for E function with lever trim





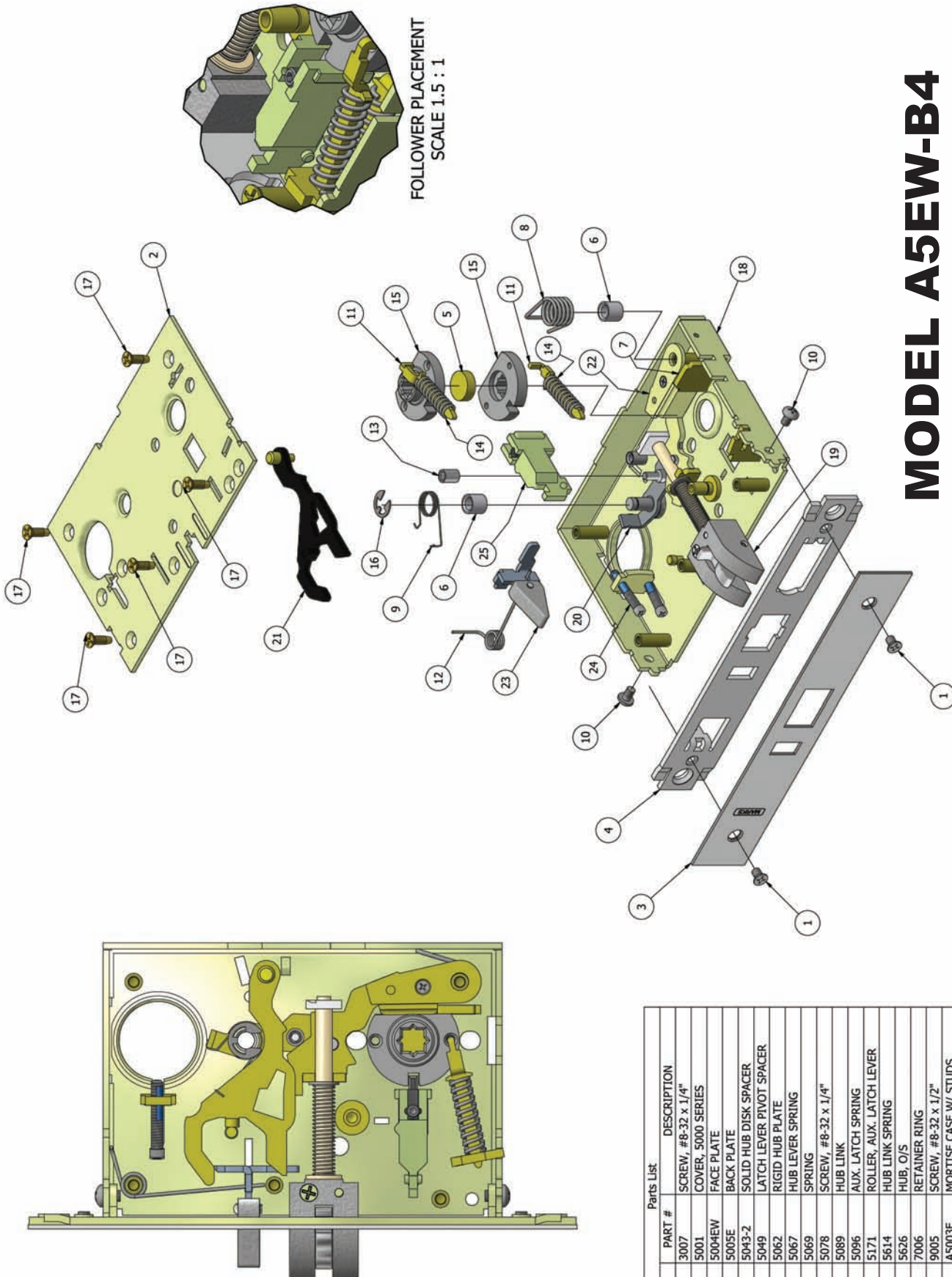
FOLLOWER PLACEMENT  
SCALE 1.5 : 1

## MODEL A5EW

Used for EW function  
with knob trim

Parts List			
ITEM	QTY	PART #	DESCRIPTION
1	2	3007	SCREW, #8-32 x 1/4"
2	1	5001	COVER, 5000 SERIES
3	1	5004EW	FACE PLATE
4	1	5005E	BACK PLATE
5	1	5043-2	SOLID HUB DISK SPACER
6	2	5049	LATCH LEVER PIVOT SPACER
7	1	5067	HUB LEVER SPRING
8	1	5069	SPRING
9	2	5078	SCREW, #8-32 x 1/4"
10	1	5096	AUX. LATCH SPRING
11	1	5171	ROLLER, AUX. LATCH LEVER
12	2	5626	HUB, O/S
13	1	7006	RETAINER RING
14	5	9005	SCREW, #8-32 x 1/2"
15	1	A5003E	MORTISE CASE W/ STUDS
16	1	A5010	LATCH BOLT ASSEMBLY
17	1	A5018	LATCH LEVER ASSEMBLY
18	1	A5020	LOCKING PIECE ASSEMBLY
19	1	A5021J	HUB LEVER ASSEMBLY
20	1	A5031-214	"E" AUX. LATCH ASSEMBLY
21	1	A5050	CYLINDER SCREW ASSEMBLY
22	1	**A5607	"A" FOLLOWER ASSY.

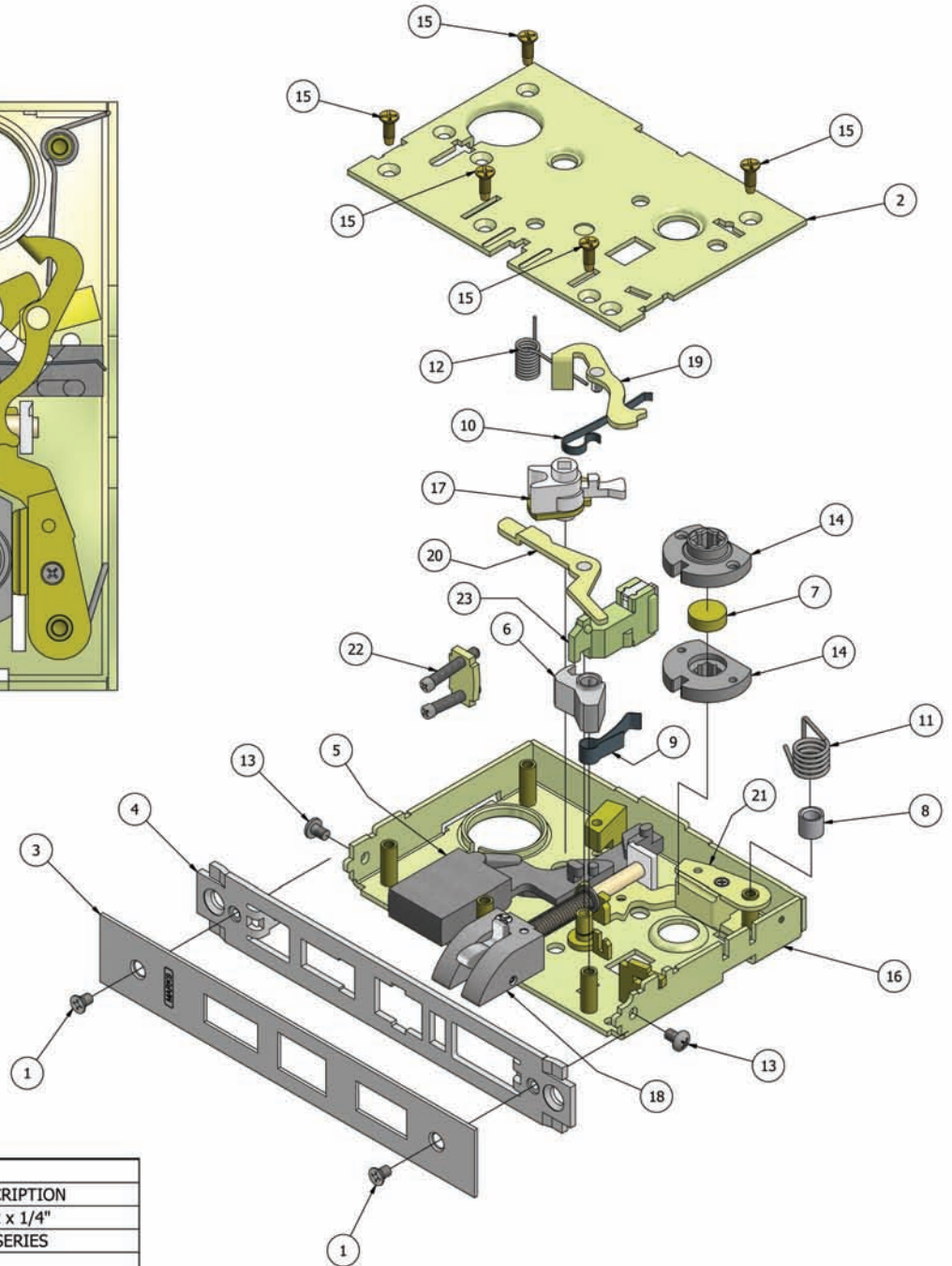
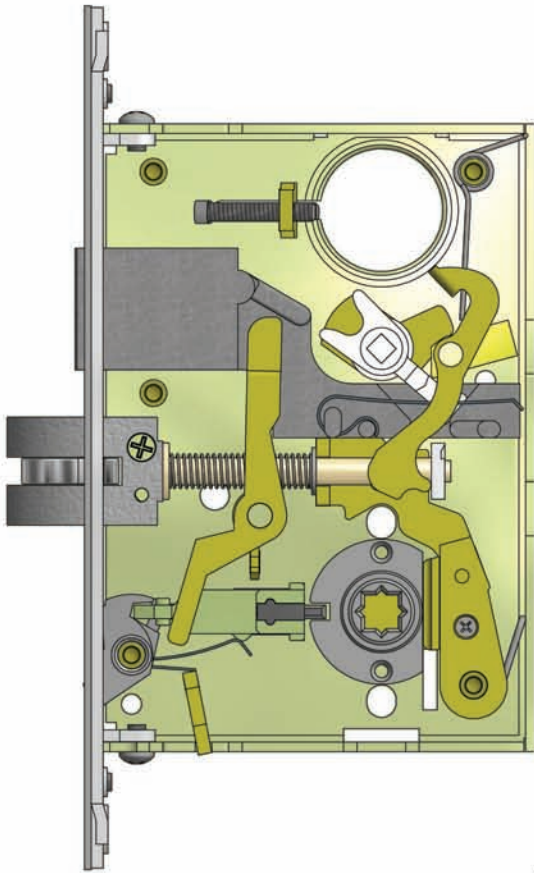
\*\*A5607, A5608 OR A5609 CAN BE USED



\*\*A5607, A5608 OR A5609 CAN BE USED

Parts List			
ITEM	QTY	PART #	DESCRIPTION
1	2	3007	SCREW, #8-32 x 1/4"
2	1	5001	COVER, 5000 SERIES
3	1	5004EW	FACE PLATE
4	1	5005E	BACK PLATE
5	1	5043-2	SOLID HUB DISK SPACER
6	2	5049	LATCH LEVER PIVOT SPACER
7	1	5062	RIGID HUB PLATE
8	1	5067	HUB LEVER SPRING
9	1	5069	SPRING
10	2	5078	SCREW, #8-32 x 1/4"
11	2	5089	HUB LINK
12	1	5096	AUX. LATCH SPRING
13	1	5171	ROLLER, AUX. LATCH LEVER
14	2	5614	HUB LINK SPRING
15	2	5626	HUB, O/S
16	1	7006	RETAINER RING
17	5	9005	SCREW, #8-32 x 1/2"
18	1	A5003E	MORTISE CASE W/ STUDS
19	1	A5010	LATCH BOLT ASSEMBLY
20	1	A5018	LATCH LEVER ASSEMBLY
21	1	A5020	LOCKING PIECE ASSEMBLY
22	1	A5021J	HUB LEVER ASSEMBLY
23	1	A5031-214	"E" AUX. LATCH ASSEMBLY
24	1	A5050	CYLINDER SCREW ASSEMBLY
25	1	**A5607	"A" FOLLOWER ASSY.



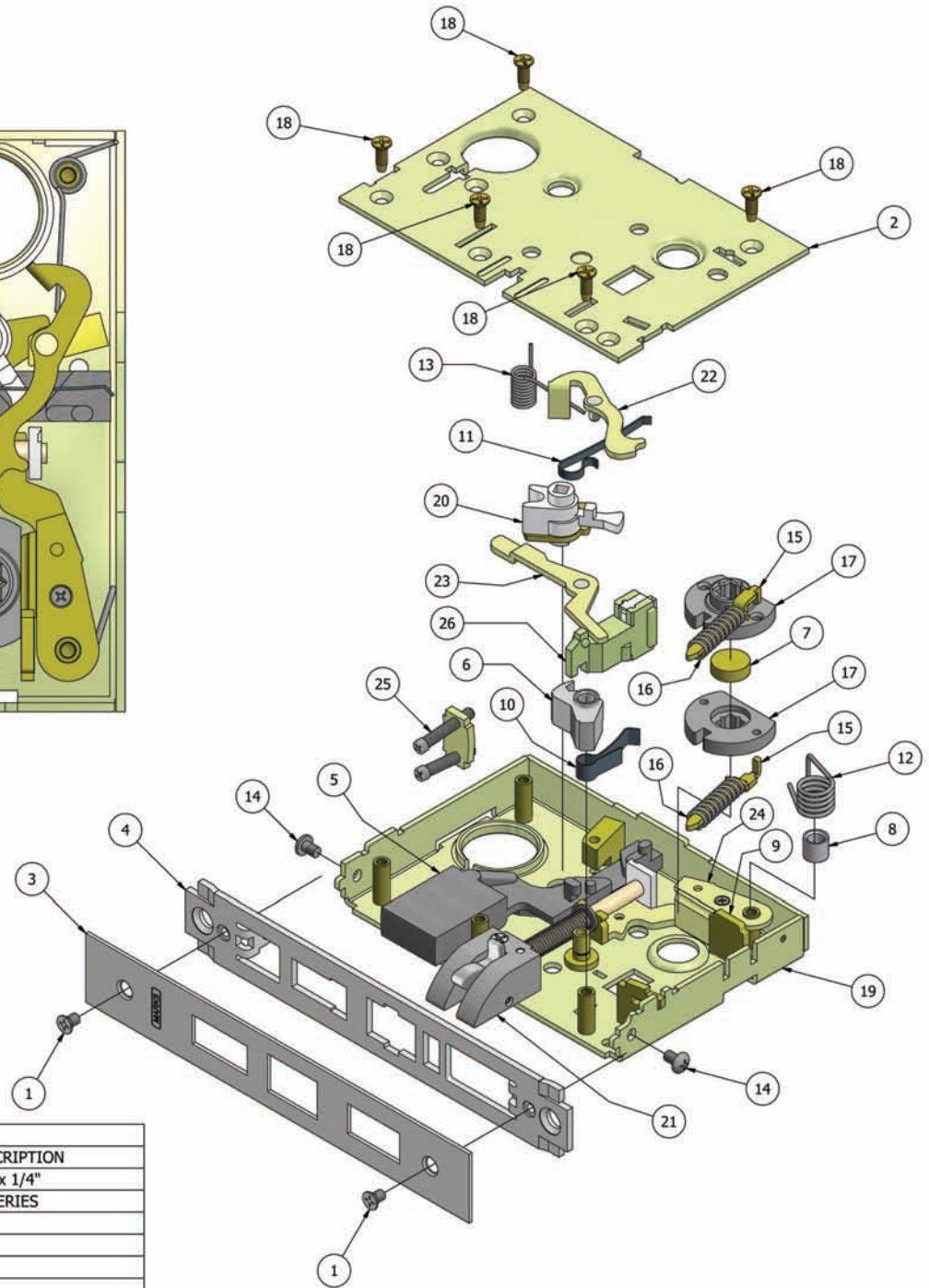
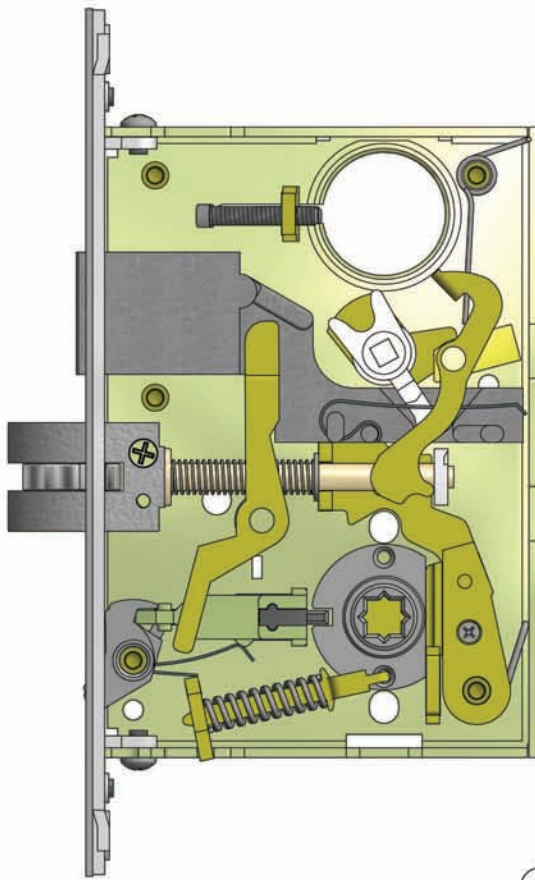


## MODEL A5F

### Used for F function with knob trim

Parts List			
ITEM	QTY	PART #	DESCRIPTION
1	2	3007	SCREW, #8-32 x 1/4"
2	1	5001	COVER, 5000 SERIES
3	1	5004A	FACE PLATE
4	1	5005	BACK PLATE
5	1	5008	DEAD BOLT
6	1	5025	PUSH BUTTON
7	1	5043-2	SOLID HUB DISK SPACER
8	1	5049	LATCH LEVER PIVOT SPACER
9	1	5063	FOLLOWER SPRING
10	1	5065	DEAD BOLT SPRING
11	1	5067	HUB LEVER SPRING
12	1	5068	SPRING
13	2	5078	SCREW, #8-32 x 1/4"
14	2	5626	HUB, O/S
15	5	9005	SCREW, #8-32 x 1/2"
16	1	A5003A	MORTISE LOCK CASE W/ STUDS
17	1	A5009F	DEADBOLT LEVER ASSEMBLY
18	1	A5010	LATCH BOLT ASSEMBLY
19	1	A5016	CYLINDER LEVER ASSEMBLY
20	1	A5017-RIV	LOCKING PIECE ASSEMBLY
21	1	A5021N	HUB LEVER ASSEMBLY
22	1	A5050	CYLINDER SCREW ASSEMBLY
23	1	A5608	"F" FOLLOWER ASSY.

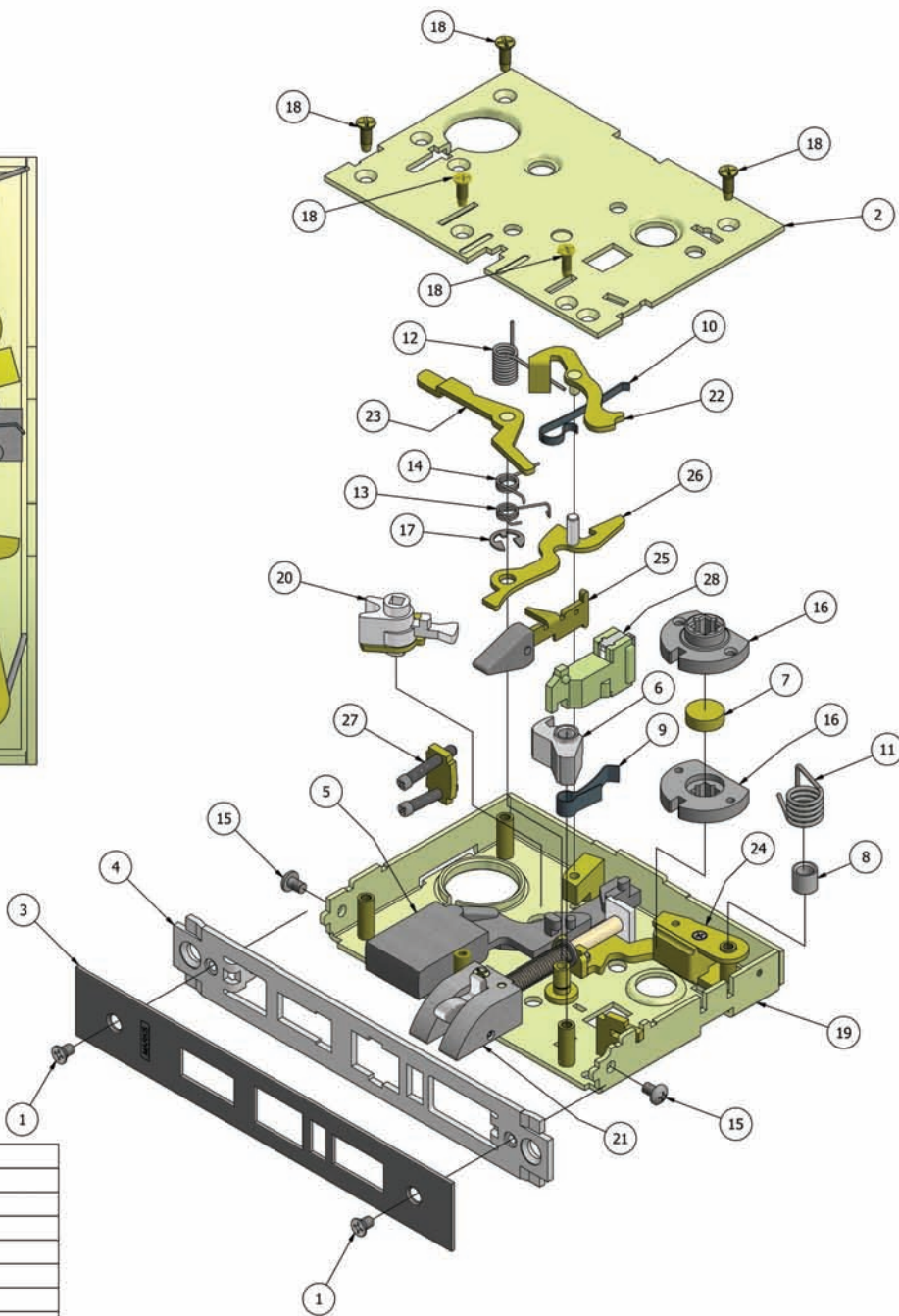
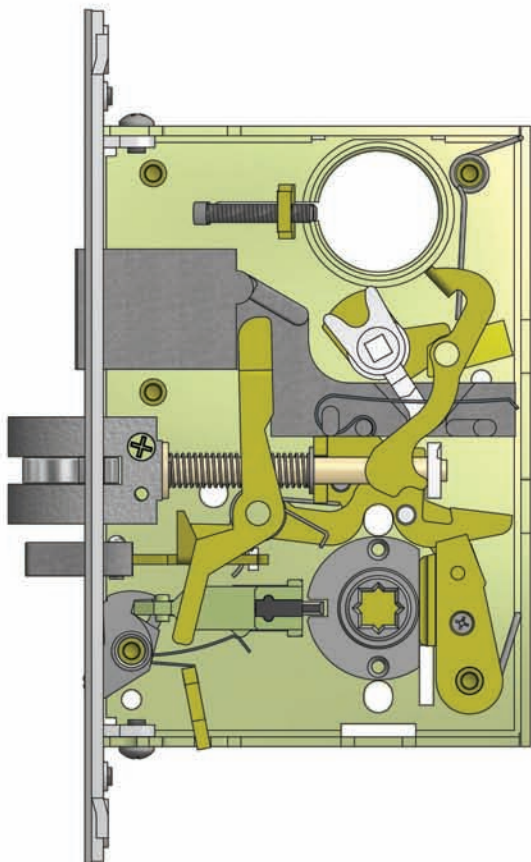




Parts List			
ITEM	QTY	PART #	DESCRIPTION
1	2	3007	SCREW, #8-32 x 1/4"
2	1	5001	COVER, 5000 SERIES
3	1	5004A	FACE PLATE
4	1	5005	BACK PLATE
5	1	5008	DEAD BOLT
6	1	5025	PUSH BUTTON
7	1	5043-2	SOLID HUB DISK SPACER
8	1	5049	LATCH LEVER PIVOT SPACER
9	1	5062	RIGID HUB PLATE
10	1	5063	FOLLOWER SPRING
11	1	5065	DEAD BOLT SPRING
12	1	5067	HUB LEVER SPRING
13	1	5068	SPRING
14	2	5078	SCREW, #8-32 x 1/4"
15	2	5089	HUB LINK
16	2	5614	HUB LINK SPRING
17	2	5626	HUB, O/S
18	5	9005	SCREW, #8-32 x 1/2"
19	1	A5003A	MORTISE LOCK CASE W/ STUDS
20	1	A5009F	DEADBOLT LEVER ASSEMBLY
21	1	A5010	LATCH BOLT ASSEMBLY
22	1	A5016	CYLINDER LEVER ASSEMBLY
23	1	A5017-RIV	LOCKING PIECE ASSEMBLY
24	1	A5021N	HUB LEVER ASSEMBLY
25	1	A5050	CYLINDER SCREW ASSEMBLY
26	1	A5608	"F" FOLLOWER ASSY.

## MODEL A5F-B4

### Used for F function with lever trim

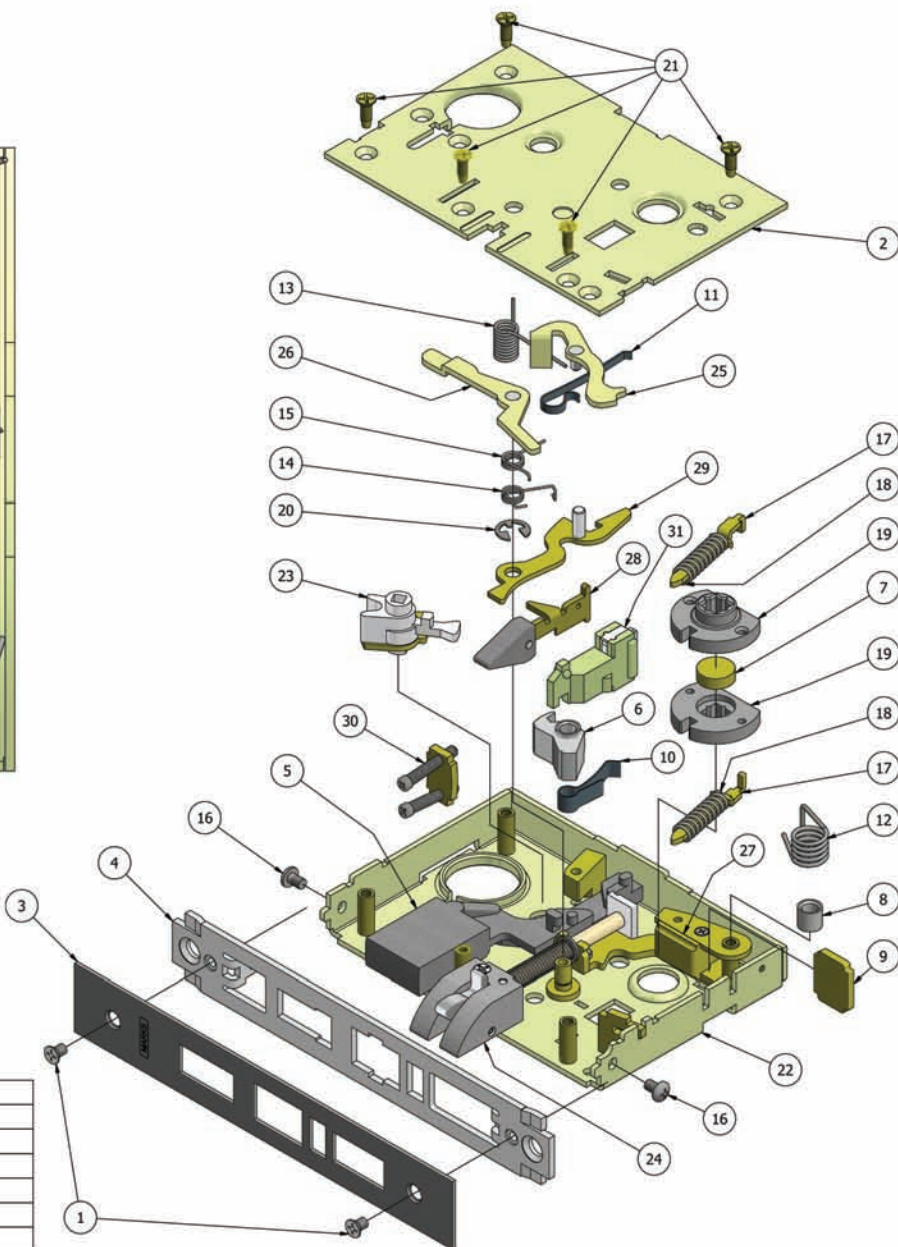
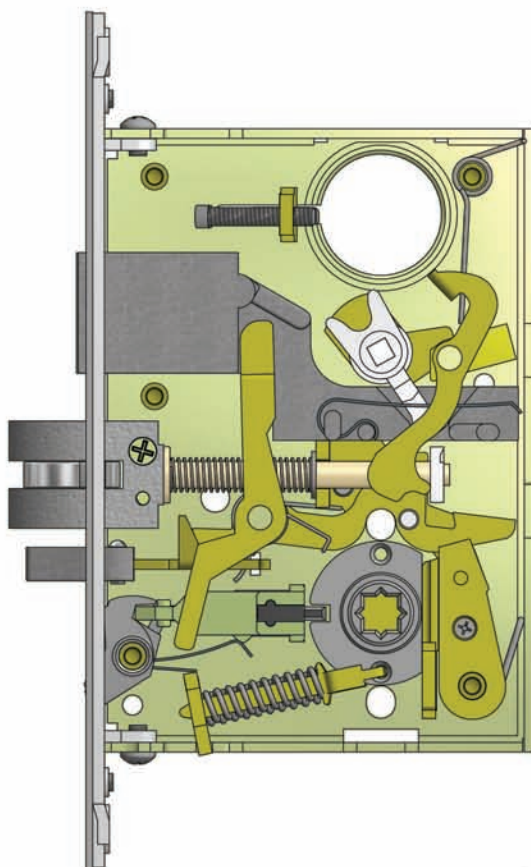


Parts List				
ITEM	QTY	PART #	DESCRIPTION	
1	2	3007	SCREW, #8-32 x 1/4"	
2	1	5001	COVER, 5000 SERIES	
3	1	5004FD	FACE PLATE	
4	1	5005	BACK PLATE	
5	1	5008	DEAD BOLT	
6	1	5025	PUSH BUTTON	
7	1	5043-2	SOLID HUB DISK SPACER	
8	1	5049	LATCH LEVER PIVOT SPACER	
9	1	5063	FOLLOWER SPRING	
10	1	5065	DEAD BOLT SPRING	
11	1	5067	HUB LEVER SPRING	
12	1	5068	SPRING	
13	1	5072	HOTEL LOCKING PIECE SPRING	
14	1	5073	HOTEL AUXILIARY SPRING	
15	2	5078	SCREW, #8-32 x 1/4"	
16	2	5626	HUB, O/S	
17	1	7006	RETAINER RING	
18	5	9005	SCREW, #8-32 x 1/2"	
19	1	A5003A	MORTISE LOCK CASE W/ STUDS	
20	1	A5009F	DEADBOLT LEVER ASSEMBLY	
21	1	A5010	LATCH BOLT ASSEMBLY	
22	1	A5016	CYLINDER LEVER ASSEMBLY	
23	1	A5017-RIV	LOCKING PIECE ASSEMBLY	
24	1	A5021FD	HUB LEVER ASSEMBLY	
25	1	A5032-Z14	AUX. LATCH ASSEMBLY	
26	1	A5042	LOCKING PIECE ASSEMBLY	
27	1	A5050	CYLINDER SCREW ASSEMBLY	
28	1	A5608	"F" FOLLOWER ASSY.	

## MODEL A5FD

### Used for FD function with knob trim






Parts List			
ITEM	QTY	PART #	DESCRIPTION
1	2	3007	SCREW, #8-32 x 1/4"
2	1	5001	COVER, 5000 SERIES
3	1	5004FD	FACE PLATE
4	1	5005	BACK PLATE
5	1	5008	DEAD BOLT
6	1	5025	PUSH BUTTON
7	1	5043-2	SOLID HUB DISK SPACER
8	1	5049	LATCH LEVER PIVOT SPACER
9	1	5062	RIGID HUB PLATE
10	1	5063	FOLLOWER SPRING
11	1	5065	DEAD BOLT SPRING
12	1	5067	HUB LEVER SPRING
13	1	5068	SPRING
14	1	5072	HOTEL LOCKING PIECE SPRING
15	1	5073	HOTEL AUXILIARY SPRING
16	2	5078	SCREW, #8-32 x 1/4"
17	2	5089	HUB LINK
18	2	5614	HUB LINK SPRING
19	2	5626	HUB, O/S
20	1	7006	RETAINER RING
21	5	9005	SCREW, #8-32 x 1/2"
22	1	A5003A	MORTISE LOCK CASE W/ STUDS
23	1	A5009F	DEADBOLT LEVER ASSEMBLY
24	1	A5010	LATCH BOLT ASSEMBLY
25	1	A5016	CYLINDER LEVER ASSEMBLY
26	1	A5017-RIV	LOCKING PIECE ASSEMBLY
27	1	A5021FD	HUB LEVER ASSEMBLY
28	1	A5032-Z14	AUX. LATCH ASSEMBLY
29	1	A5042	LOCKING PIECE ASSEMBLY
30	1	A5050	CYLINDER SCREW ASSEMBLY
31	1	A5608	"F" FOLLOWER ASSY.

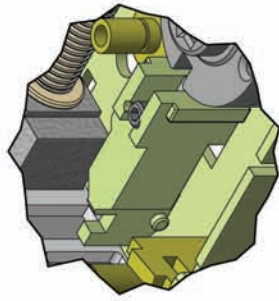
## MODEL A5FD-B4

### Used for FD function with lever trim



Parts List			
ITEM	QTY	PART #	DESCRIPTION
1	2	3007	SCREW, #8-32 x 1/4"
2	1	5001	COVER, 5000 SERIES
3	1	5004B	FACE PLATE
4	1	5005	BACK PLATE
5	1	5008	DEAD BOLT
6	1	5043-2	SOLID HUB DISK SPACER
7	1	5049	LATCH LEVER PIVOT SPACER
8	1	5065	DEAD BOLT SPRING
9	1	5067	HUB LEVER SPRING
10	1	5068	SPRING
11	2	5078	SCREW, #8-32 x 1/4"
12	2	5626	HUB, O/S
13	5	9005	SCREW, #8-32 x 1/2"
14	1	A5003A	MORTISE LOCK CASE W/ STUDS
15	1	A5009F	DEADBOLT LEVER ASSEMBLY
16	1	A5010	LATCH BOLT ASSEMBLY
17	1	A5016	CYLINDER LEVER ASSEMBLY
18	1	A5021N	HUB LEVER ASSEMBLY
19	1	A5050	CYLINDER SCREW ASSEMBLY
20	1	*A5607	"A" FOLLOWER ASSY.

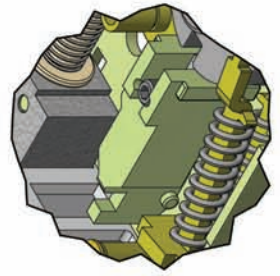
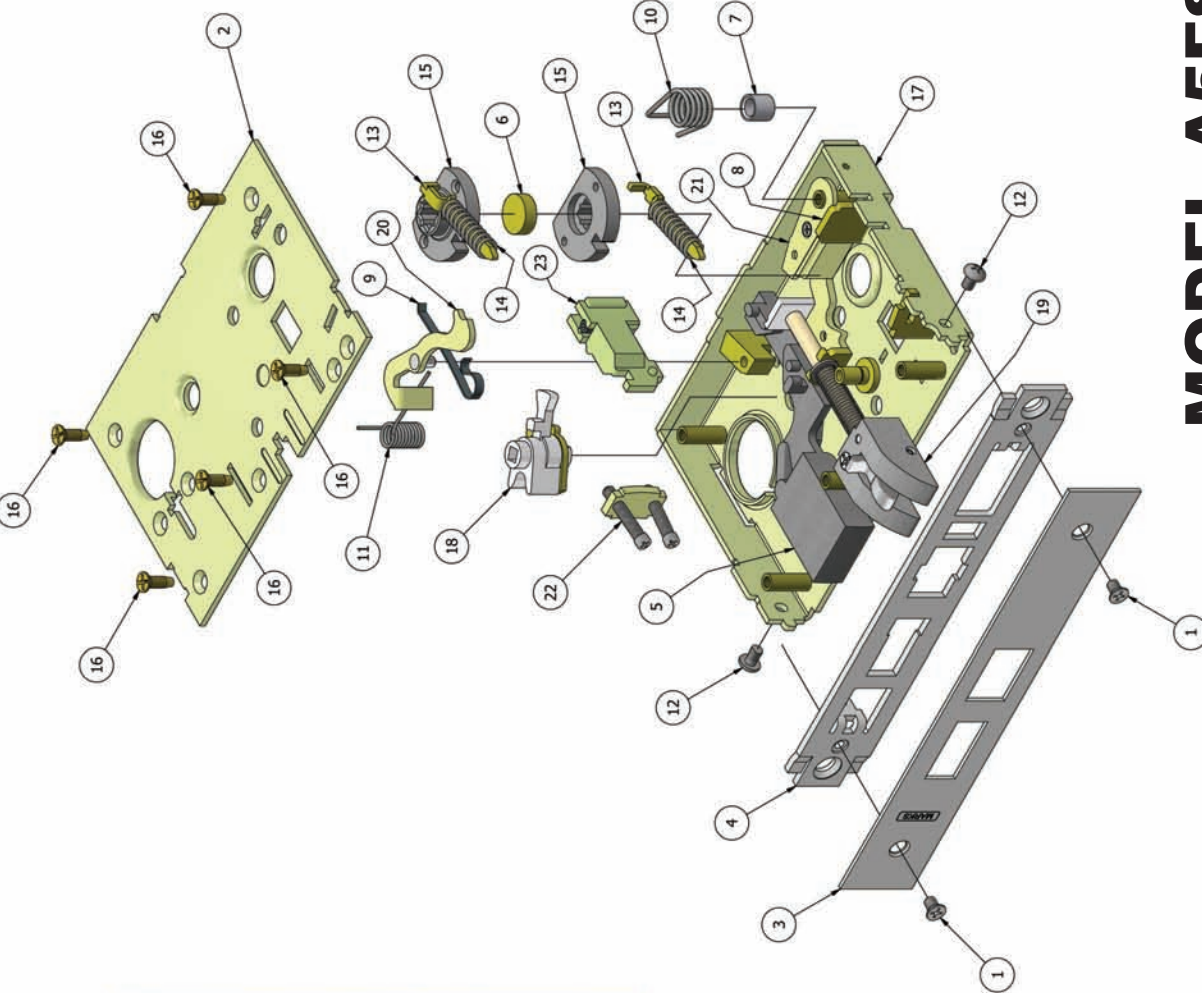
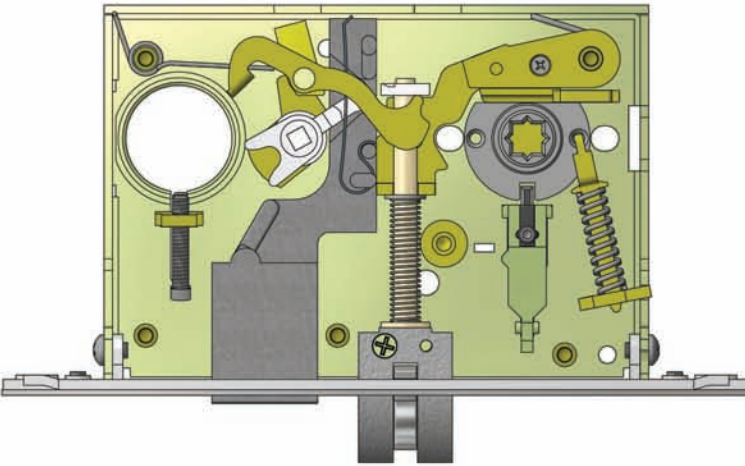
\*\*A5607, A5608 OR A5609 CAN BE USED



FOLLOWER PLACEMENT  
SCALE 1.5 : 1

# **MODEL A5FS** Used for FS function with knob trim



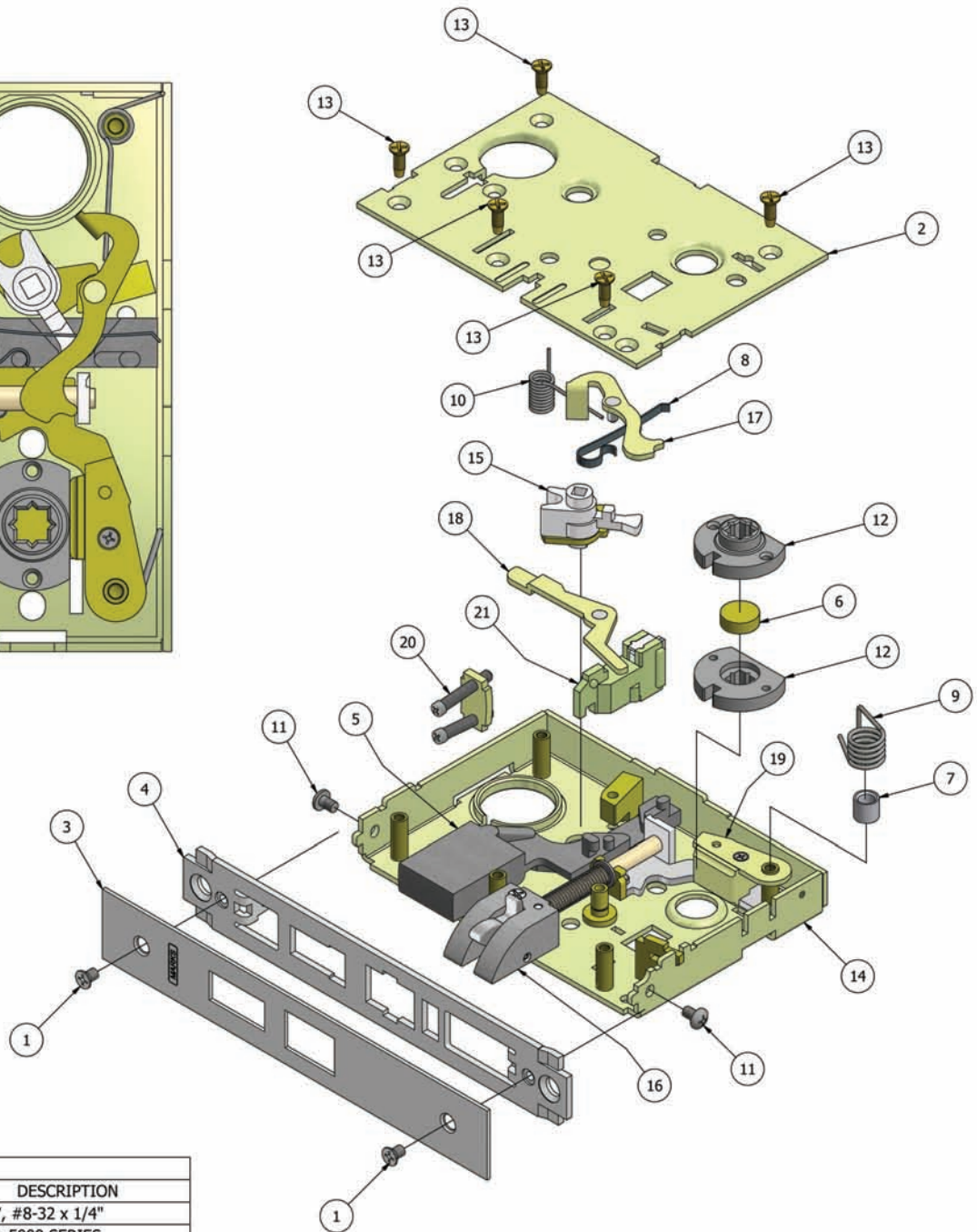
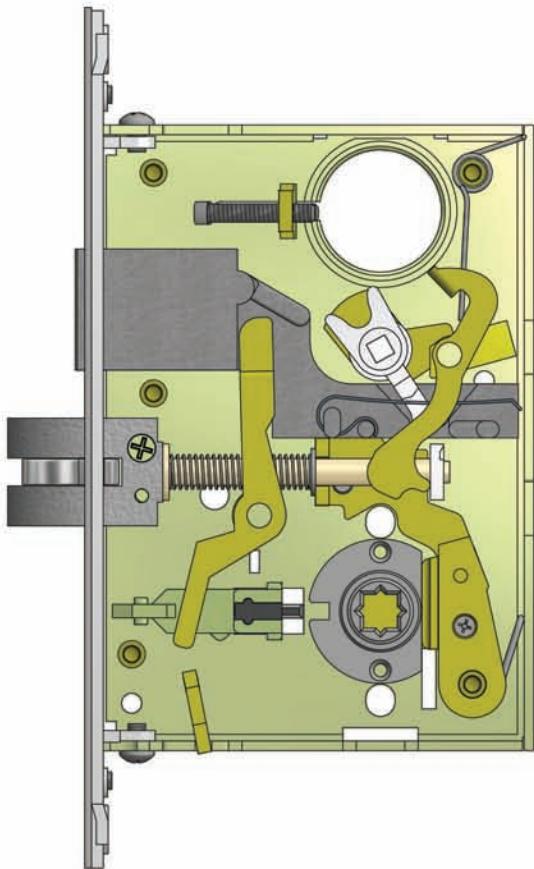


FOLLOWER PLACEMENT  
SCALE 1.5 : 1

# **MODEL A5FS-B4** **Used for FS function** **with lever trim**

Parts List			
ITEM	QTY	PART #	DESCRIPTION
1	2	3007	SCREW, #8-32 x 1/4"
2	1	5001	COVER, 5000 SERIES
3	1	5004B	FACE PLATE
4	1	5005	BACK PLATE
5	1	5008	DEAD BOLT
6	1	5043-2	SOLID HUB DISK SPACER
7	1	5049	LATCH LEVER PIVOT SPACER
8	1	5062	RIGID HUB PLATE
9	1	5065	DEAD BOLT SPRING
10	1	5067	HUB LEVER SPRING
11	1	5068	SPRING
12	2	5078	SCREW, #8-32 x 1/4"
13	2	5089	HUB LINK
14	2	5614	HUB LINK SPRING
15	2	5626	HUB, O/S
16	5	9005	SCREW, #8-32 x 1/2"
17	1	A5003A	MORTISE LOCK CASE W/ STUDS
18	1	A5009F	DEADBOLT LEVER ASSEMBLY
19	1	A5010	LATCH BOLT ASSEMBLY
20	1	A5016	CYLINDER LEVER ASSEMBLY
21	1	A5021N	HUB LEVER ASSEMBLY
22	1	A5050	CYLINDER SCREW ASSEMBLY
23	1	**A5607	"A" FOLLOWER ASSY.

\*\*A5607, A5608 OR A5609 CAN BE USED

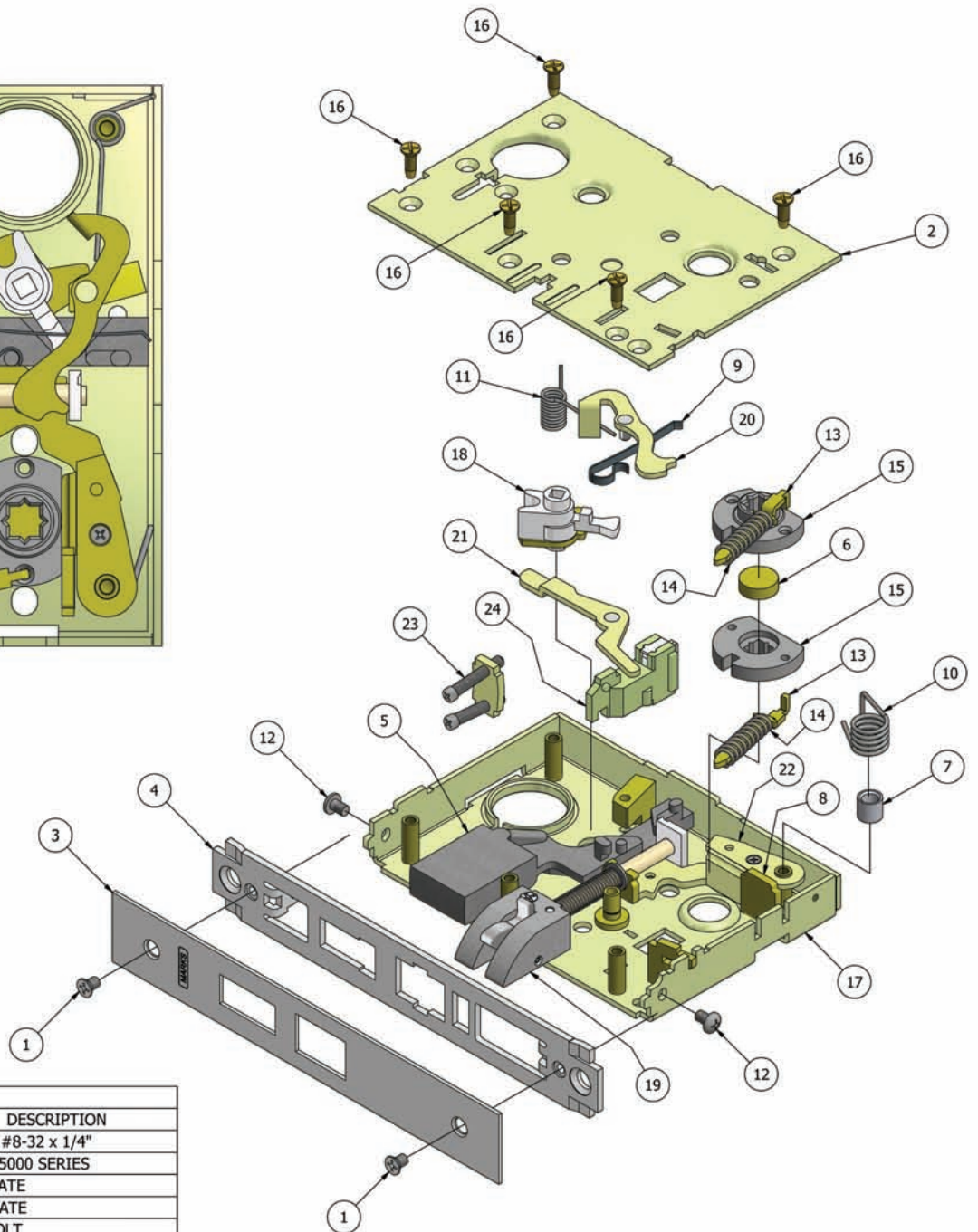
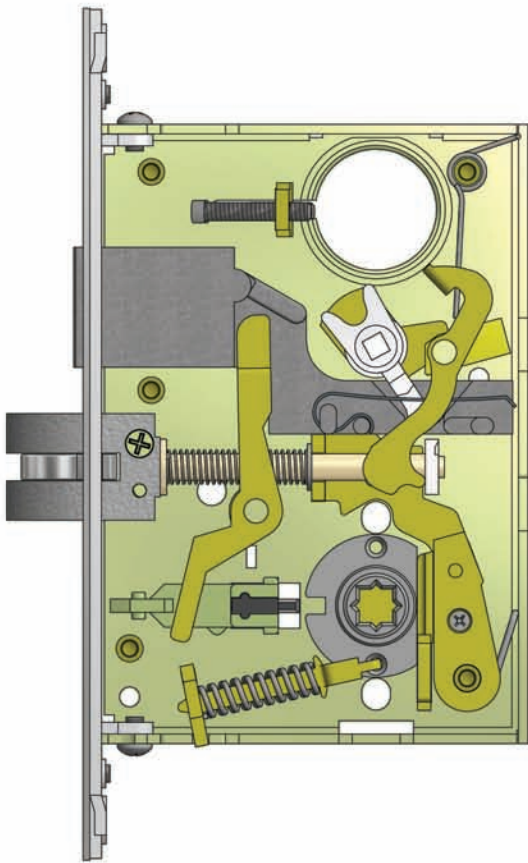


Parts List				
ITEM	QTY	PART #	DESCRIPTION	
1	2	3007	SCREW, #8-32 x 1/4"	
2	1	5001	COVER, 5000 SERIES	
3	1	5004B	FACE PLATE	
4	1	5005	BACK PLATE	
5	1	5008	DEAD BOLT	
6	1	5043-2	SOLID HUB DISK SPACER	
7	1	5049	LATCH LEVER PIVOT SPACER	
8	1	5065	DEAD BOLT SPRING	
9	1	5067	HUB LEVER SPRING	
10	1	5068	SPRING	
11	2	5078	SCREW, #8-32 x 1/4"	
12	2	5626	HUB, O/S	
13	5	9005	SCREW, #8-32 x 1/2"	
14	1	A5003A	MORTISE LOCK CASE W/ STUDS	
15	1	A5009F	DEADBOLT LEVER ASSEMBLY	
16	1	A5010	LATCH BOLT ASSEMBLY	
17	1	A5016	CYLINDER LEVER ASSEMBLY	
18	1	A5017-RIV	LOCKING PIECE ASSEMBLY	
19	1	A5021FD	HUB LEVER ASSEMBLY	
20	1	A5050	CYLINDER SCREW ASSEMBLY	
21	1	A5609	"FW" FOLLOWER ASSY.	

## MODEL A5FW

Used for FW function  
with knob trim

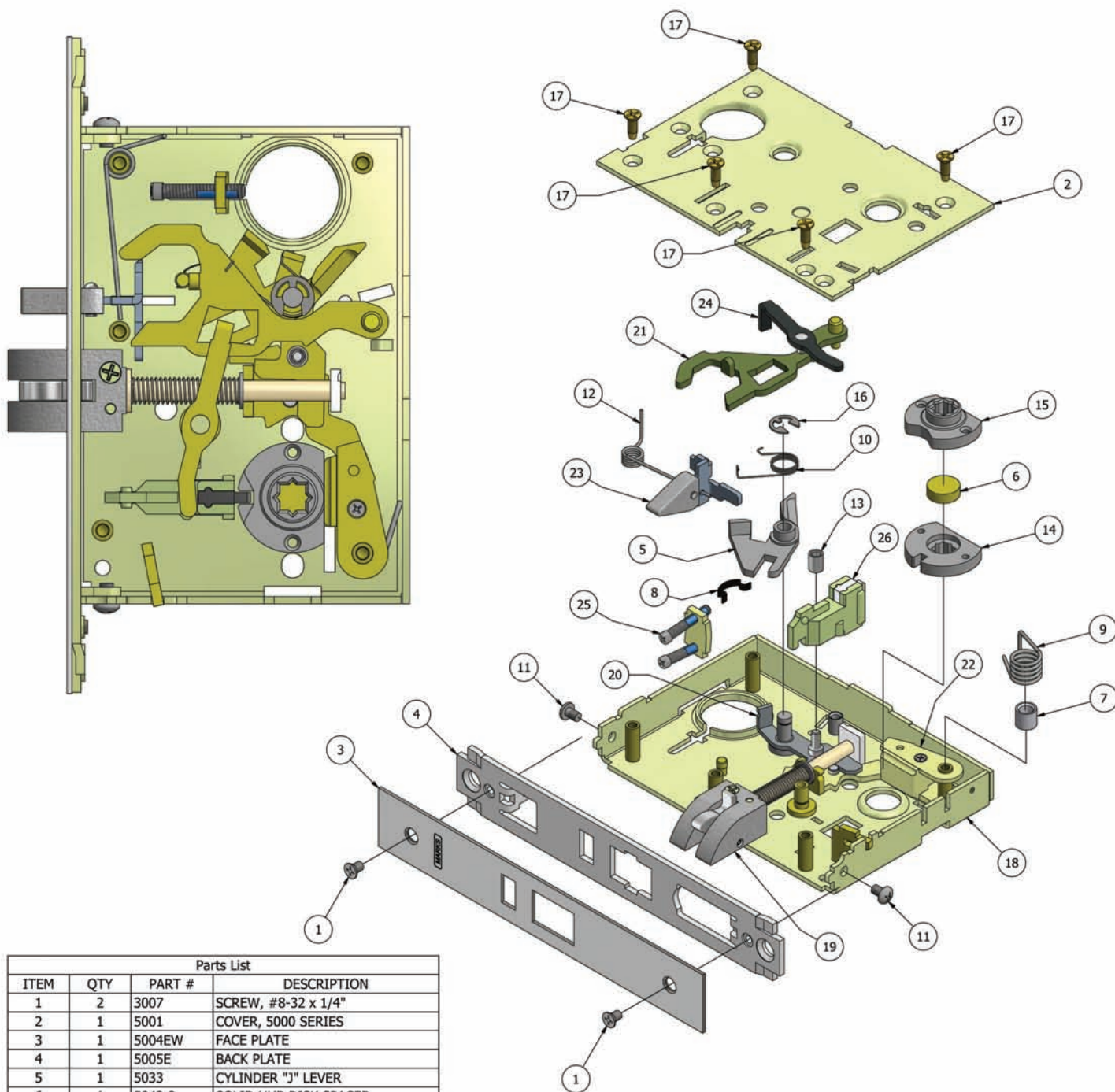




Parts List			
ITEM	QTY	PART #	DESCRIPTION
1	2	3007	SCREW, #8-32 x 1/4"
2	1	5001	COVER, 5000 SERIES
3	1	5004B	FACE PLATE
4	1	5005	BACK PLATE
5	1	5008	DEAD BOLT
6	1	5043-2	SOLID HUB DISK SPACER
7	1	5049	LATCH LEVER PIVOT SPACER
8	1	5062	RIGID HUB PLATE
9	1	5065	DEAD BOLT SPRING
10	1	5067	HUB LEVER SPRING
11	1	5068	SPRING
12	2	5078	SCREW, #8-32 x 1/4"
13	2	5089	HUB LINK
14	2	5614	HUB LINK SPRING
15	2	5626	HUB, O/S
16	5	9005	SCREW, #8-32 x 1/2"
17	1	A5003A	MORTISE LOCK CASE W/ STUDS
18	1	A5009F	DEADBOLT LEVER ASSEMBLY
19	1	A5010	LATCH BOLT ASSEMBLY
20	1	A5016	CYLINDER LEVER ASSEMBLY
21	1	A5017-RIV	LOCKING PIECE ASSEMBLY
22	1	A5021N	HUB LEVER ASSEMBLY
23	1	A5050	CYLINDER SCREW ASSEMBLY
24	1	A5609	"FW" FOLLOWER ASSY.

## MODEL A5FW-B4

Used for FW function  
with lever trim

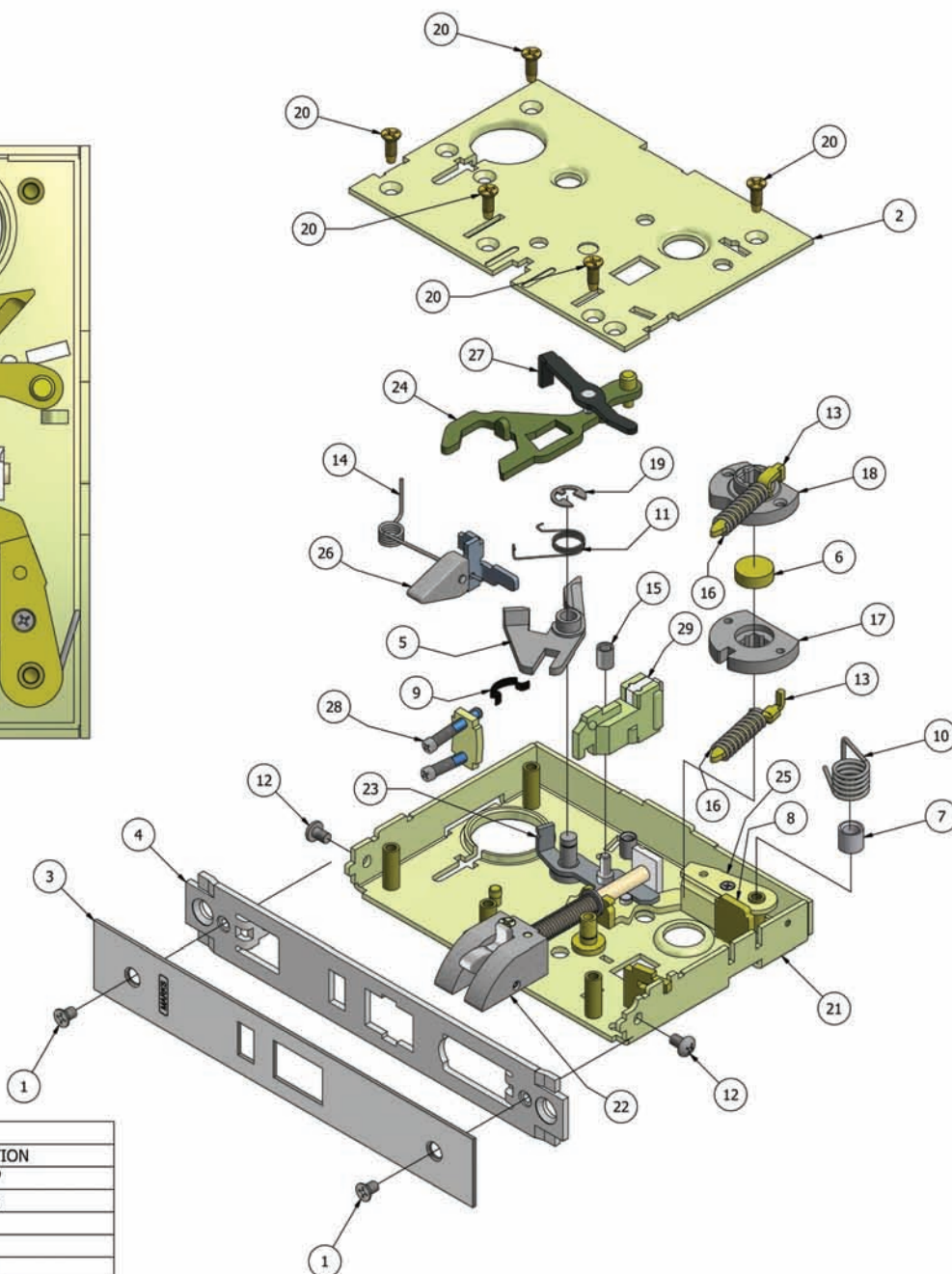
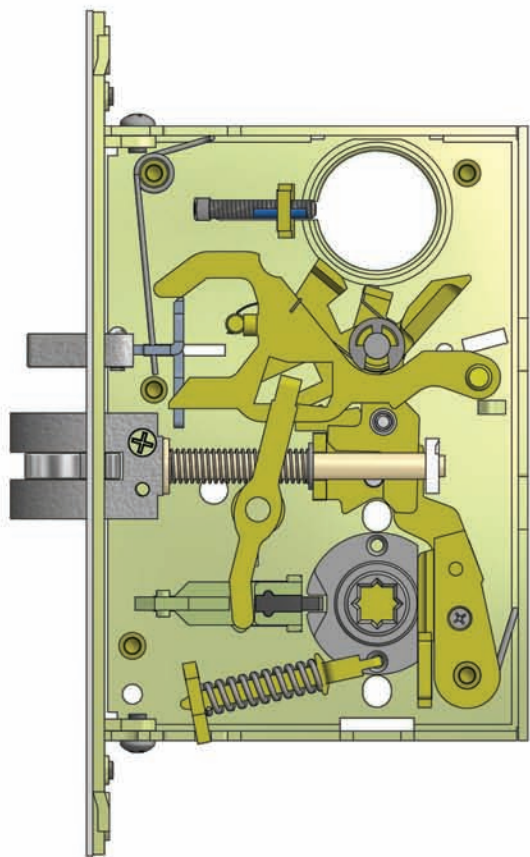


Parts List			
ITEM	QTY	PART #	DESCRIPTION
1	2	3007	SCREW, #8-32 x 1/4"
2	1	5001	COVER, 5000 SERIES
3	1	5004EW	FACE PLATE
4	1	5005E	BACK PLATE
5	1	5033	CYLINDER "J" LEVER
6	1	5043-2	SOLID HUB DISK SPACER
7	1	5049	LATCH LEVER PIVOT SPACER
8	1	5064	SPRING
9	1	5067	HUB LEVER SPRING
10	1	5069	SPRING
11	2	5078	SCREW, #8-32 x 1/4"
12	1	5096	AUX. LATCH SPRING
13	1	5171	ROLLER, AUX. LATCH LEVER
14	1	5626	HUB, O/S
15	1	5626GL	HUB, I/S, GL FUNCTION
16	1	7006	RETAINER RING
17	5	9005	SCREW, #8-32 x 1/2"
18	1	A5003E	MORTISE CASE W/ STUDS
19	1	A5010	LATCH BOLT ASSEMBLY
20	1	A5018	LATCH LEVER ASSEMBLY
21	1	A5019	LOCKING PIECE ASSEMBLY
22	1	A5021J	HUB LEVER ASSEMBLY
23	1	A5031-Z14	"E" AUX. LATCH ASSEMBLY
24	1	A5034	STOP CYLINDER LEVER ASSEMBLY
25	1	A5050	CYLINDER SCREW ASSEMBLY
26	1	A5607WW	"A" FOLLOWER ASSY. - WW

## MODEL A5GL

### Used for GL function with knob trim

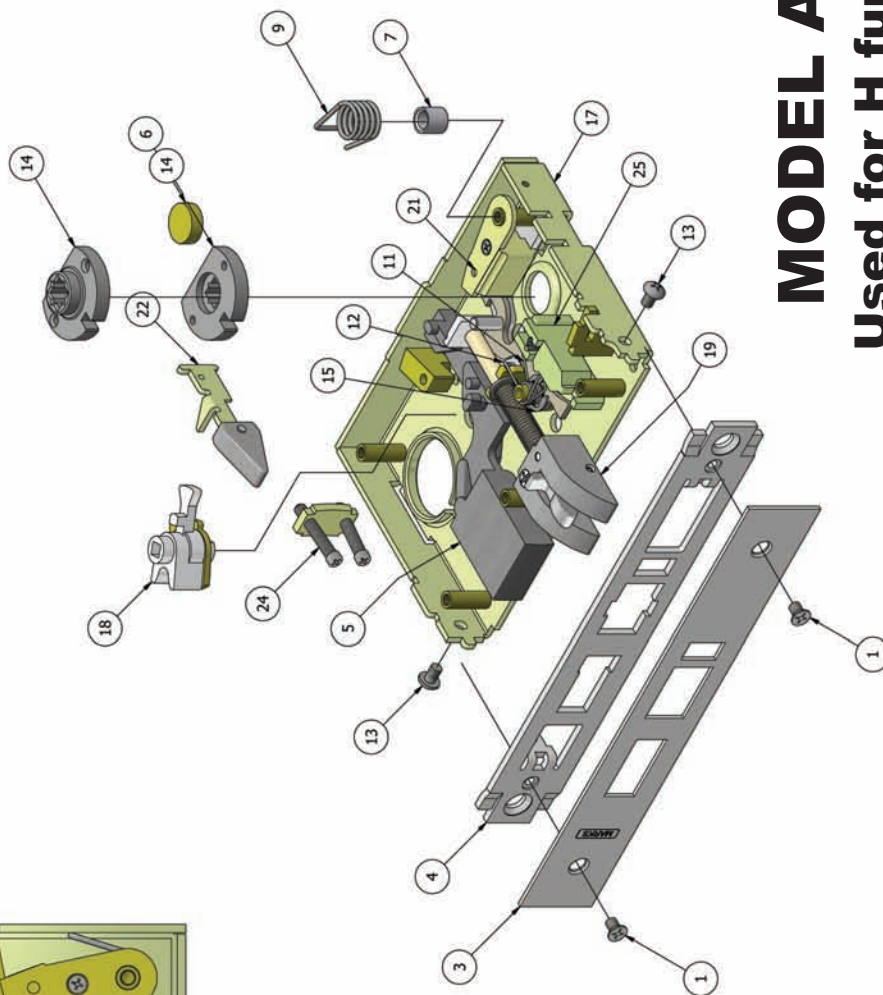
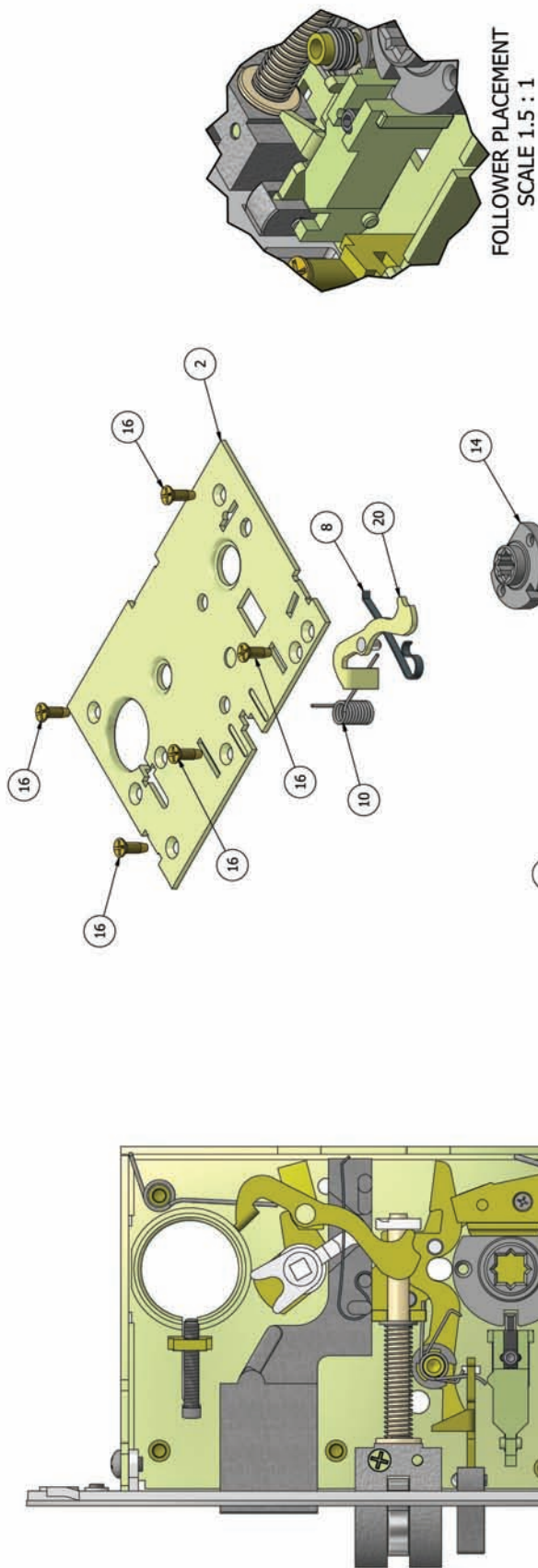




Parts List			
ITEM	QTY	PART #	DESCRIPTION
1	2	3007	SCREW, #8-32 x 1/4"
2	1	5001	COVER, 5000 SERIES
3	1	5004EW	FACE PLATE
4	1	5005E	BACK PLATE
5	1	5033	CYLINDER "J" LEVER
6	1	5043-2	SOLID HUB DISK SPACER
7	1	5049	LATCH LEVER PIVOT SPACER
8	1	5062	RIGID HUB PLATE
9	1	5064	SPRING
10	1	5067	HUB LEVER SPRING
11	1	5069	SPRING
12	2	5078	SCREW, #8-32 x 1/4"
13	2	5089	HUB LINK
14	1	5096	AUX. LATCH SPRING
15	1	5171	ROLLER, AUX. LATCH LEVER
16	2	5614	HUB LINK SPRING
17	1	5626	HUB, O/S
18	1	5626GL	HUB, I/S, GL FUNCTION
19	1	7006	RETAINER RING
20	5	9005	SCREW, #8-32 x 1/2"
21	1	A5003E	MORTISE CASE W/ STUDS
22	1	A5010	LATCH BOLT ASSEMBLY
23	1	A5018	LATCH LEVER ASSEMBLY
24	1	A5019	LOCKING PIECE ASSEMBLY
25	1	A5021J	HUB LEVER ASSEMBLY
26	1	A5031-Z14	"E" AUX. LATCH ASSEMBLY
27	1	A5034	STOP CYLINDER LEVER ASSEMBLY
28	1	A5050	CYLINDER SCREW ASSEMBLY
29	1	A5607WW	"A" FOLLOWER ASSY. - WW

## MODEL A5GL-B4

### Used for GL function with lever trim



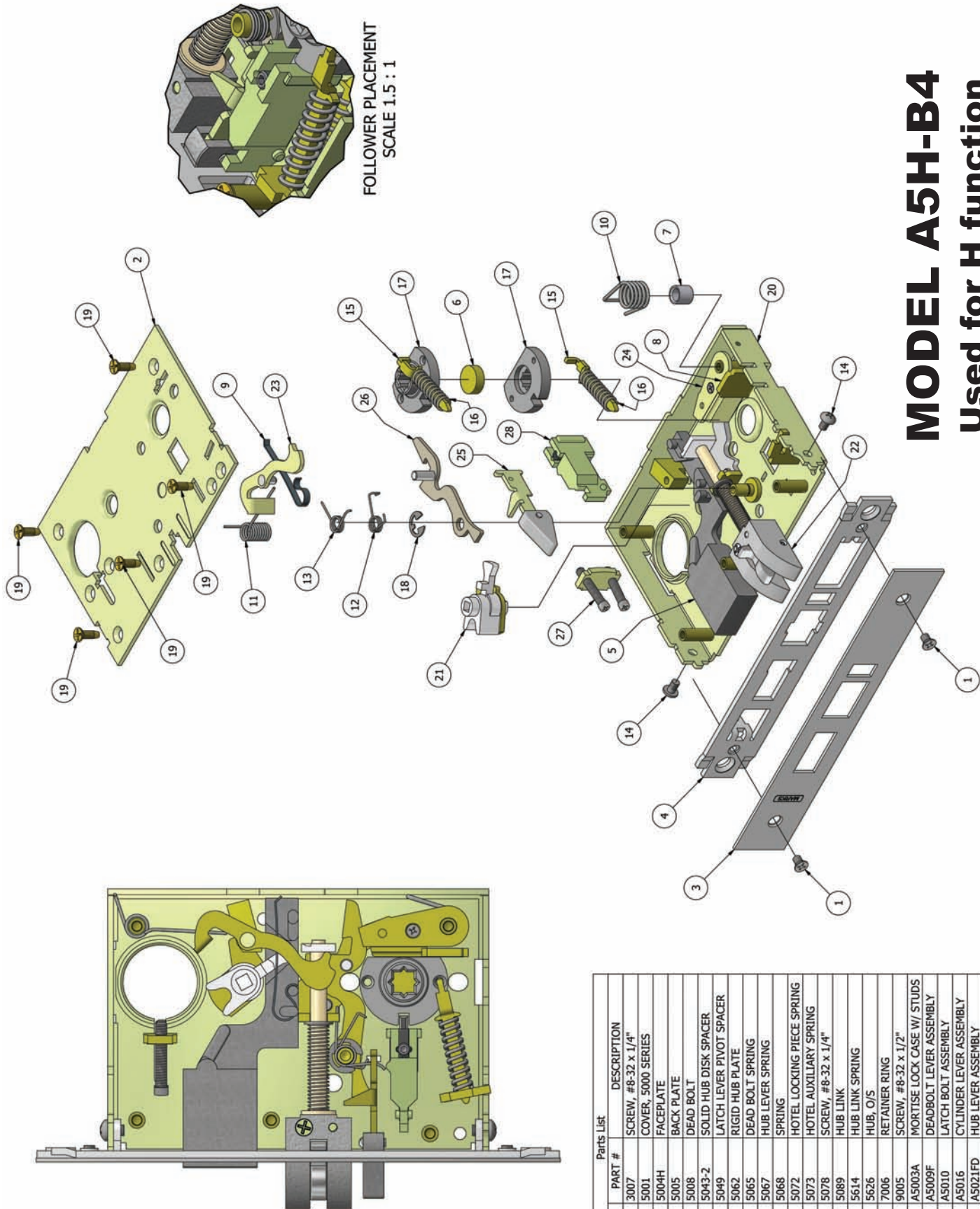
## MODEL A5H

Used for H function  
with knob trim

ITEM	QTY	PART #	DESCRIPTION
1	2	3007	SCREW, #8-32 x 1/4"
2	1	5001	COVER, 5000 SERIES
3	1	5004H	FACEPLATE
4	1	5005	BACK PLATE
5	1	5008	DEAD BOLT
6	1	5043-2	SOLID HUB DISK SPACER
7	1	5049	LATCH LEVER PIVOT SPACER
8	1	5065	DEAD BOLT SPRING
9	1	5067	HUB LEVER SPRING
10	1	5068	SPRING
11	1	5072	HOTEL LOCKING PIECE SPRING
12	1	5073	HOTEL AUXILIARY SPRING
13	2	5078	SCREW, #8-32 x 1/4"
14	2	5626	HUB, O/S
15	1	7006	RETAINER RING
16	5	9005	SCREW, #8-32 x 1/2"
17	1	A5003A	MORTISE LOCK CASE W/ STUDS
18	1	A5009F	DEADBOLT LEVER ASSEMBLY
19	1	A5010	LATCH BOLT ASSEMBLY
20	1	A5016	CYLINDER LEVER ASSEMBLY
21	1	A5021FD	HUB LEVER ASSEMBLY
22	1	A5032-Z14	AUX. LATCH ASSEMBLY
23	1	A5042	LOCKING PIECE ASSEMBLY
24	1	A5050	CYLINDER SCREW ASSEMBLY
25	1	**A5607	"A" FOLLOWER ASSY.

\*\*A5607, A5608 OR A5609 CAN BE USED

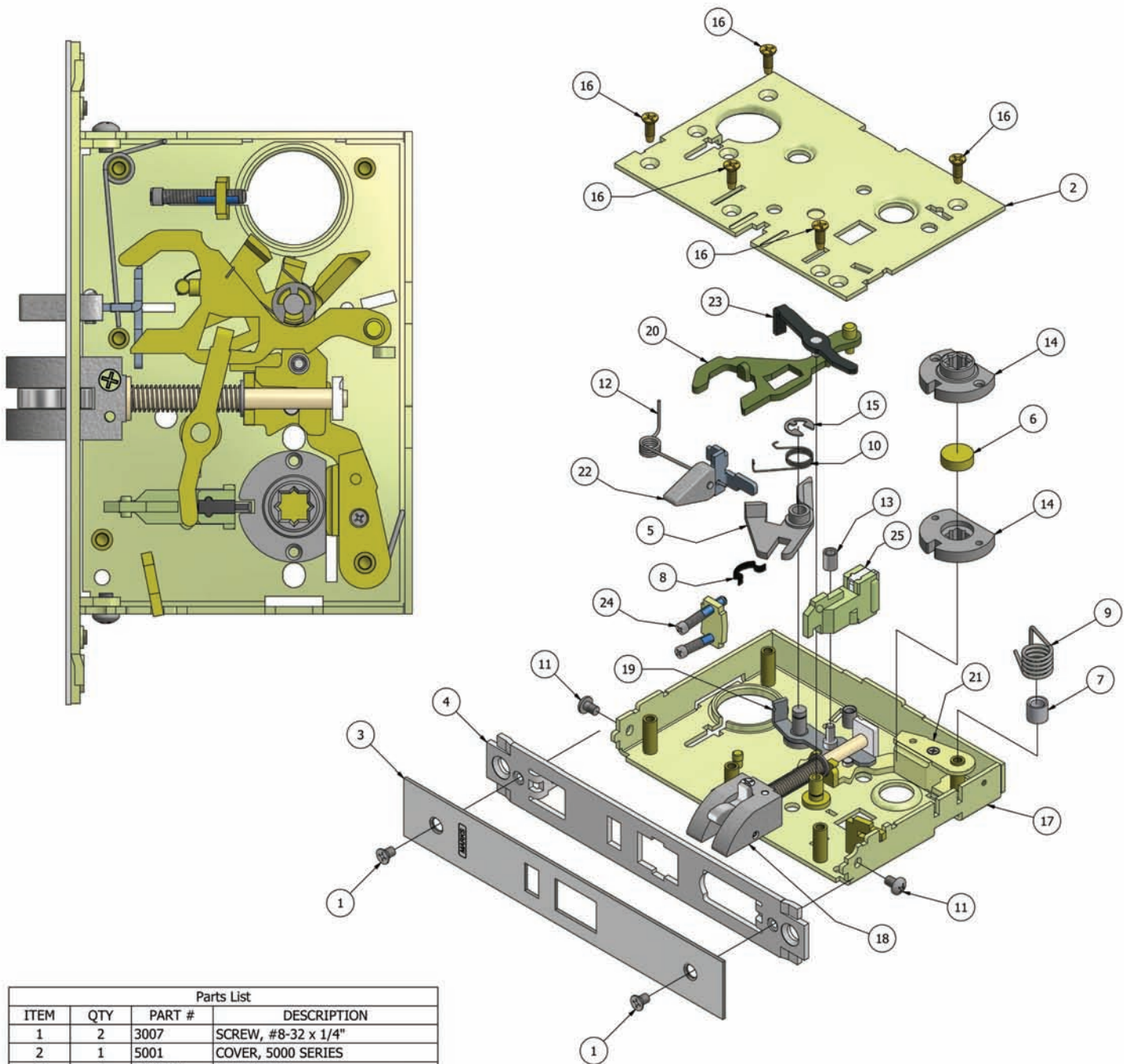




# **MODEL A5H-B4** **Used for H function** **with lever trim**

Parts List			
ITEM	QTY	PART #	DESCRIPTION
1	2	3007	SCREW, #8-32 x 1/4"
2	1	5001	COVER, 5000 SERIES
3	1	5004H	FACEPLATE
4	1	5005	BACK PLATE
5	1	5008	DEAD BOLT
6	1	5043-2	SOLID HUB DISK SPACER
7	1	5049	LATCH LEVER PIVOT SPACER
8	1	5062	RIGID HUB PLATE
9	1	5065	DEAD BOLT SPRING
10	1	5067	HUB LEVER SPRING
11	1	5068	SPRING
12	1	5072	HOTEL LOCKING PIECE SPRING
13	1	5073	HOTEL AUXILIARY SPRING
14	2	5078	SCREW, #8-32 x 1/4"
15	2	5089	HUB LINK
16	2	5614	HUB LINK SPRING
17	2	5626	HUB, O/S
18	1	7006	RETAINER RING
19	5	9005	SCREW, #8-32 x 1/2"
20	1	A5003A	MORTISE LOCK CASE W/ STUDS
21	1	A5009F	DEADBOLT LEVER ASSEMBLY
22	1	A5010	LATCH BOLT ASSEMBLY
23	1	A5016	CYLINDER LEVER ASSEMBLY
24	1	A5021FD	HUB LEVER ASSEMBLY
25	1	A5032-Z14	AUX. LATCH ASSEMBLY
26	1	A5042	LOCKING PIECE ASSEMBLY
27	1	A5050	CYLINDER SCREW ASSEMBLY
28	1	**A5607	"A" FOLLOWER ASSY.

\*\*A5607, A5608 OR A5609 CAN BE USED

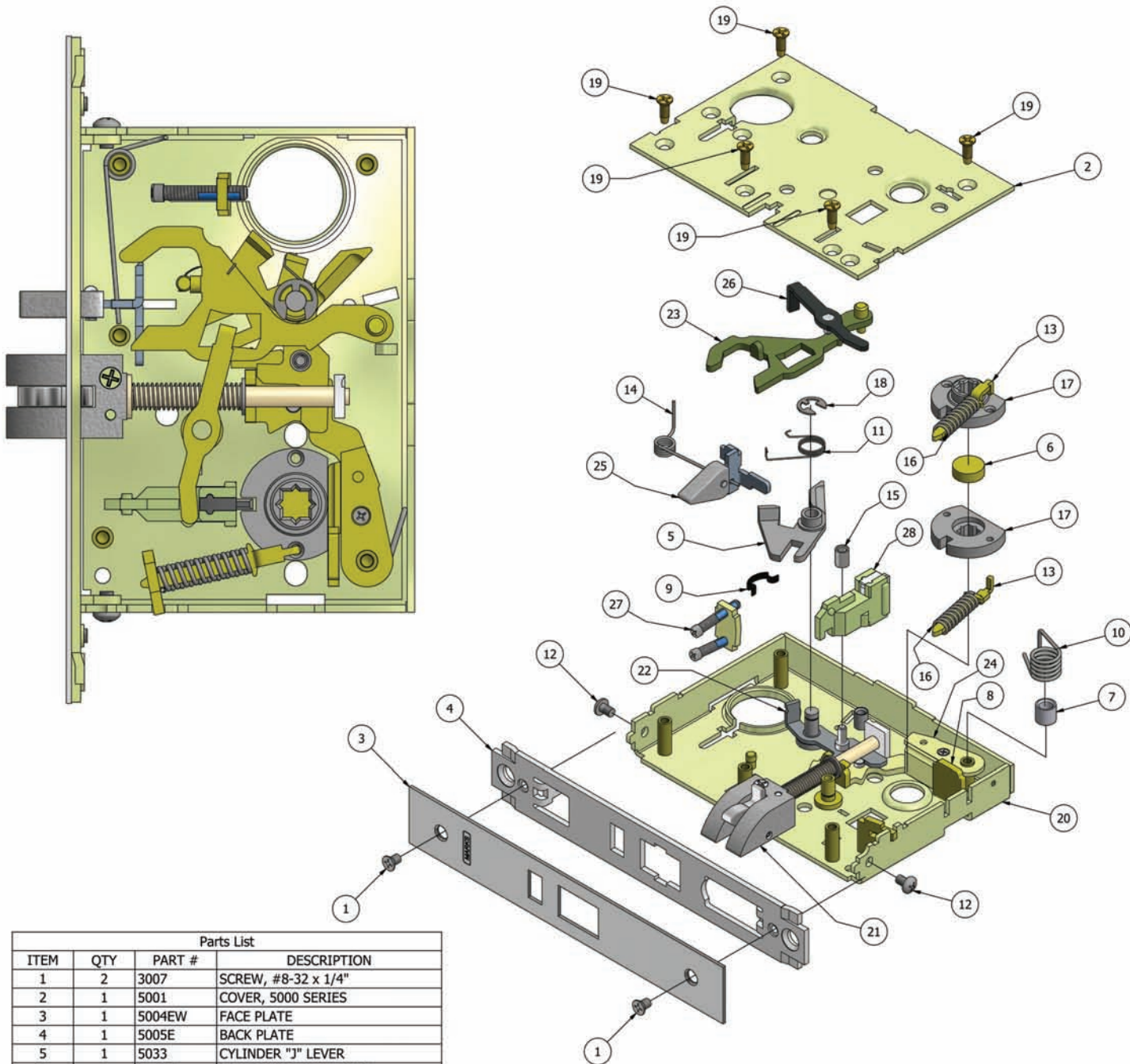


## MODEL A5J

### Used for J function with knob trim

Parts List			
ITEM	QTY	PART #	DESCRIPTION
1	2	3007	SCREW, #8-32 x 1/4"
2	1	5001	COVER, 5000 SERIES
3	1	5004EW	FACE PLATE
4	1	5005E	BACK PLATE
5	1	5033	CYLINDER "J" LEVER
6	1	5043-2	SOLID HUB DISK SPACER
7	1	5049	LATCH LEVER PIVOT SPACER
8	1	5064	SPRING
9	1	5067	HUB LEVER SPRING
10	1	5069	SPRING
11	2	5078	SCREW, #8-32 x 1/4"
12	1	5096	AUX. LATCH SPRING
13	1	5171	ROLLER, AUX. LATCH LEVER
14	2	5626	HUB, O/S
15	1	7006	RETAINER RING
16	5	9005	SCREW, #8-32 x 1/2"
17	1	A5003E	MORTISE CASE W/ STUDS
18	1	A5010	LATCH BOLT ASSEMBLY
19	1	A5018	LATCH LEVER ASSEMBLY
20	1	A5019	LOCKING PIECE ASSEMBLY
21	1	A5021J	HUB LEVER ASSEMBLY
22	1	A5031-Z14	"E" AUX. LATCH ASSEMBLY
23	1	A5034	STOP CYLINDER LEVER ASSEMBLY
24	1	A5050	CYLINDER SCREW ASSEMBLY
25	1	A5607	"A" FOLLOWER ASSY.



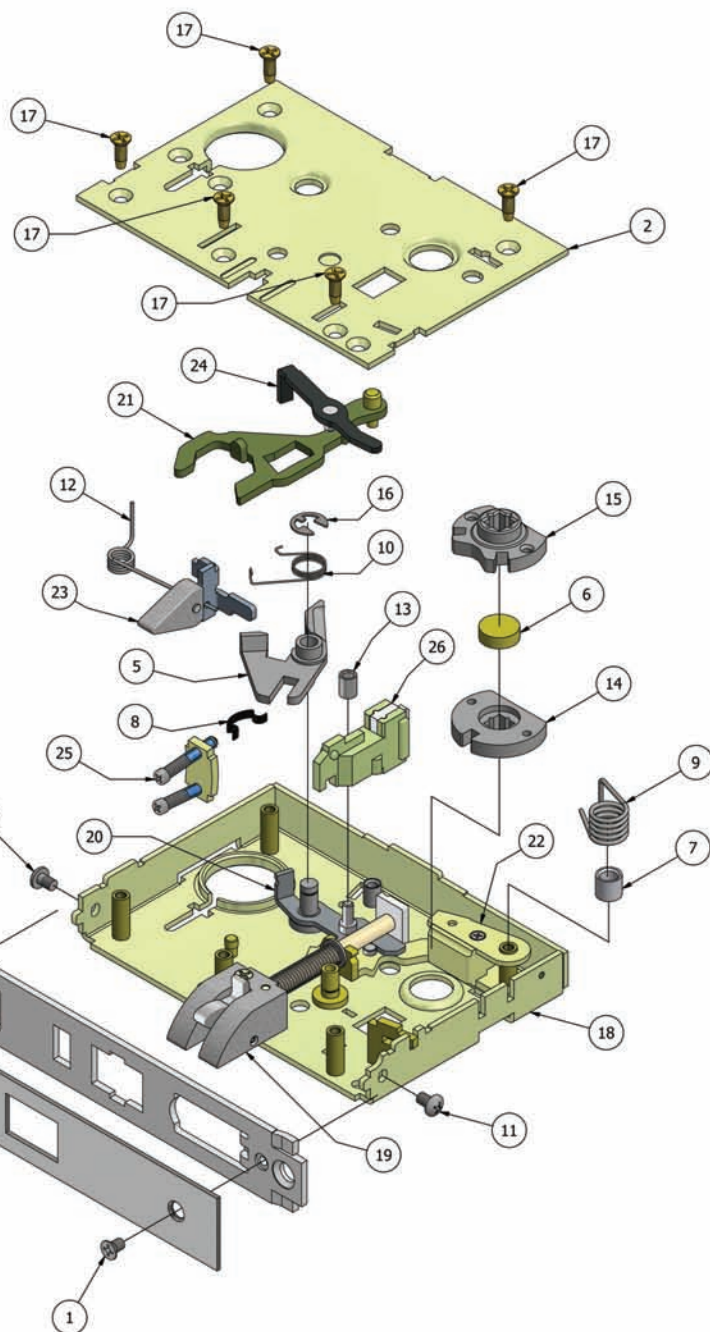
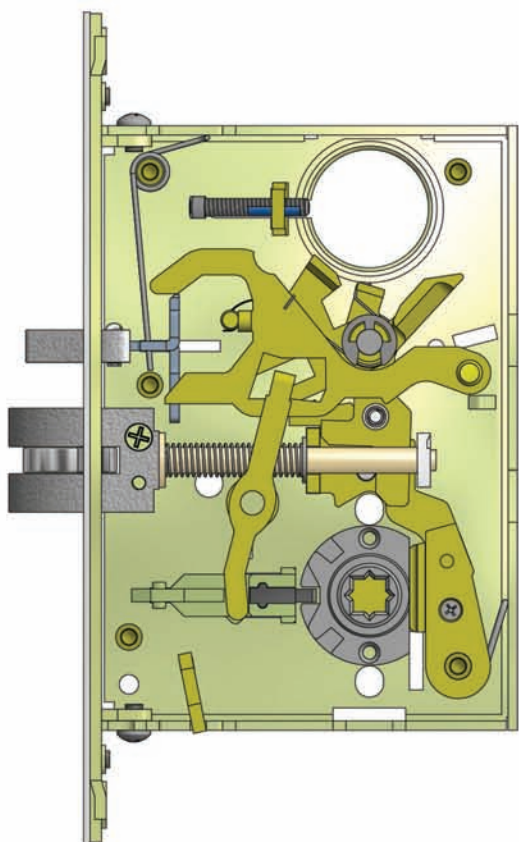


Parts List

ITEM	QTY	PART #	DESCRIPTION
1	2	3007	SCREW, #8-32 x 1/4"
2	1	5001	COVER, 5000 SERIES
3	1	5004EW	FACE PLATE
4	1	5005E	BACK PLATE
5	1	5033	CYLINDER "J" LEVER
6	1	5043-2	SOLID HUB DISK SPACER
7	1	5049	LATCH LEVER PIVOT SPACER
8	1	5062	RIGID HUB PLATE
9	1	5064	SPRING
10	1	5067	HUB LEVER SPRING
11	1	5069	SPRING
12	2	5078	SCREW, #8-32 x 1/4"
13	2	5089	HUB LINK
14	1	5096	AUX. LATCH SPRING
15	1	5171	ROLLER, AUX. LATCH LEVER
16	2	5614	HUB LINK SPRING
17	2	5626	HUB, O/S
18	1	7006	RETAINER RING
19	5	9005	SCREW, #8-32 x 1/2"
20	1	A5003E	MORTISE CASE W/ STUDS
21	1	A5010	LATCH BOLT ASSEMBLY
22	1	A5018	LATCH LEVER ASSEMBLY
23	1	A5019	LOCKING PIECE ASSEMBLY
24	1	A5021J	HUB LEVER ASSEMBLY
25	1	A5031-Z14	"E" AUX. LATCH ASSEMBLY
26	1	A5034	STOP CYLINDER LEVER ASSEMBLY
27	1	A5050	CYLINDER SCREW ASSEMBLY
28	1	A5607	"A" FOLLOWER ASSY.

## MODEL A5J-B4

### Used for J function with lever trim

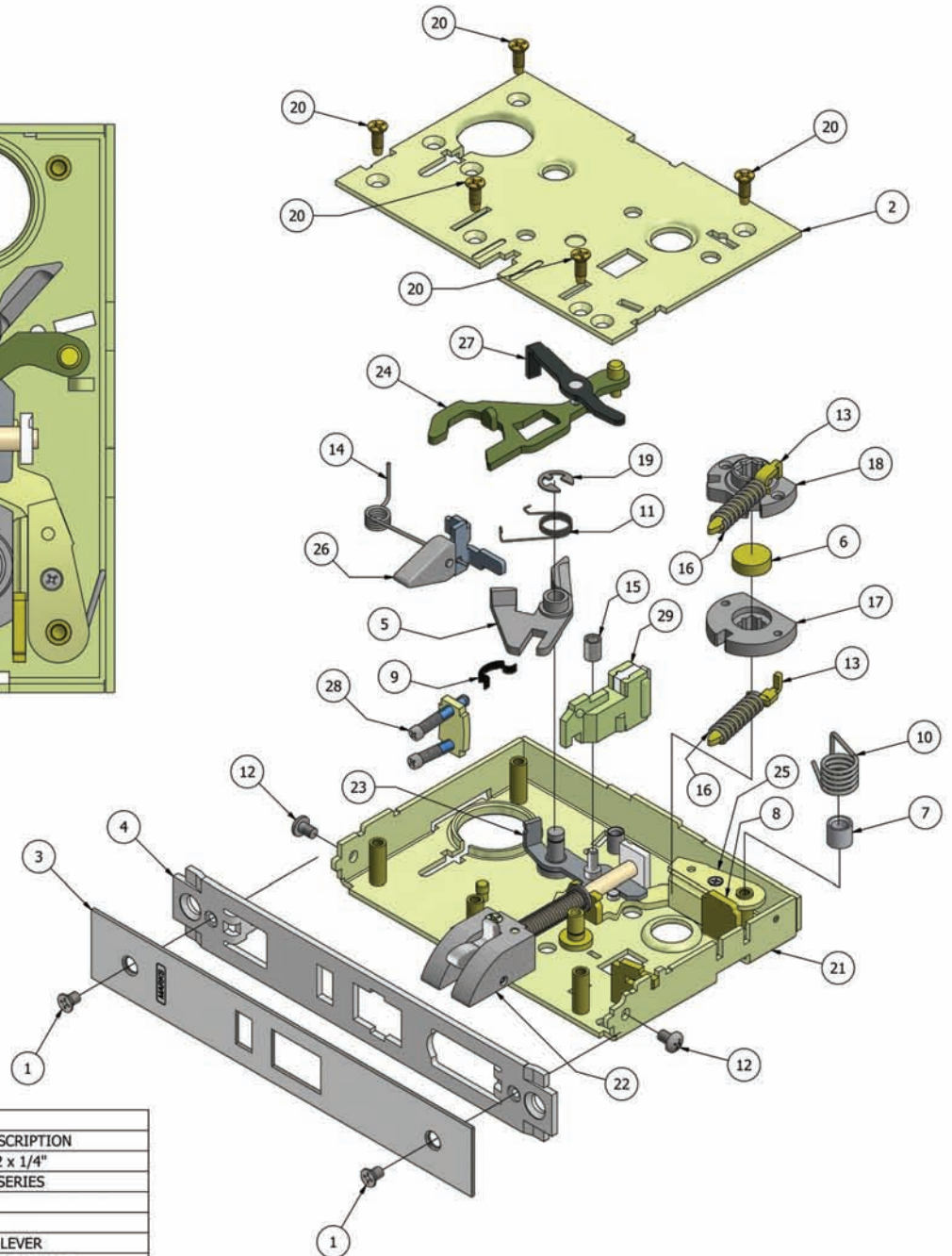
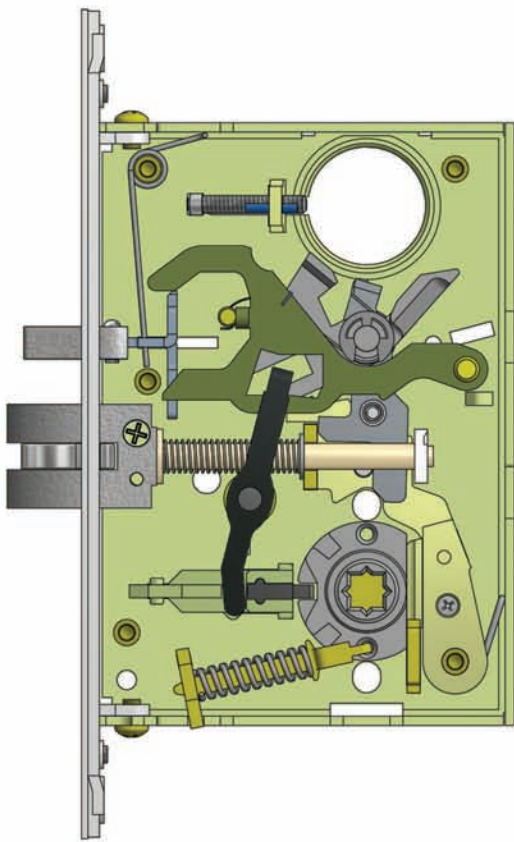


Parts List			
ITEM	QTY	PART #	DESCRIPTION
1	2	3007	SCREW, #8-32 x 1/4"
2	1	5001	COVER, 5000 SERIES
3	1	5004EW	FACE PLATE
4	1	5005E	BACK PLATE
5	1	5033	CYLINDER "J" LEVER
6	1	5043-2	SOLID HUB DISK SPACER
7	1	5049	LATCH LEVER PIVOT SPACER
8	1	5064	SPRING
9	1	5067	HUB LEVER SPRING
10	1	5069	SPRING
11	2	5078	SCREW, #8-32 x 1/4"
12	1	5096	AUX. LATCH SPRING
13	1	5171	ROLLER, AUX. LATCH LEVER
14	1	5626	HUB, O/S
15	1	5626JM	O/S HUB "JM" FUNCTION
16	1	7006	RETAINER RING
17	5	9005	SCREW, #8-32 x 1/2"
18	1	A5003E	MORTISE CASE W/ STUDS
19	1	A5010	LATCH BOLT ASSEMBLY
20	1	A5018	LATCH LEVER ASSEMBLY
21	1	A5019	LOCKING PIECE ASSEMBLY
22	1	A5021J	HUB LEVER ASSEMBLY
23	1	A5031-Z14	"E" AUX. LATCH ASSEMBLY
24	1	A5034	STOP CYLINDER LEVER ASSEMBLY
25	1	A5050	CYLINDER SCREW ASSEMBLY
26	1	A5607WW	"A" FOLLOWER ASSY. - WW

## MODEL A5JM

### Used for JM function with knob trim

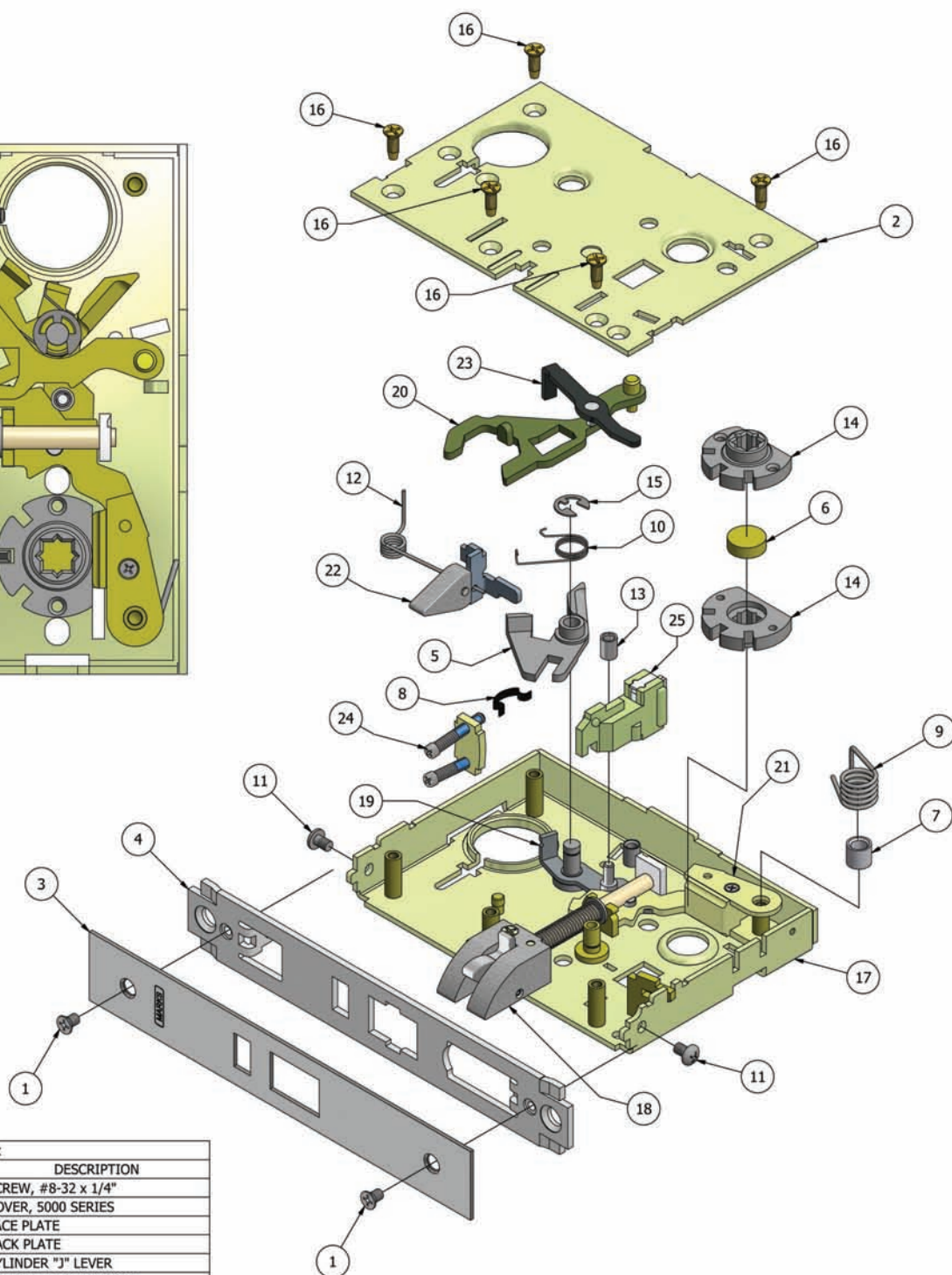
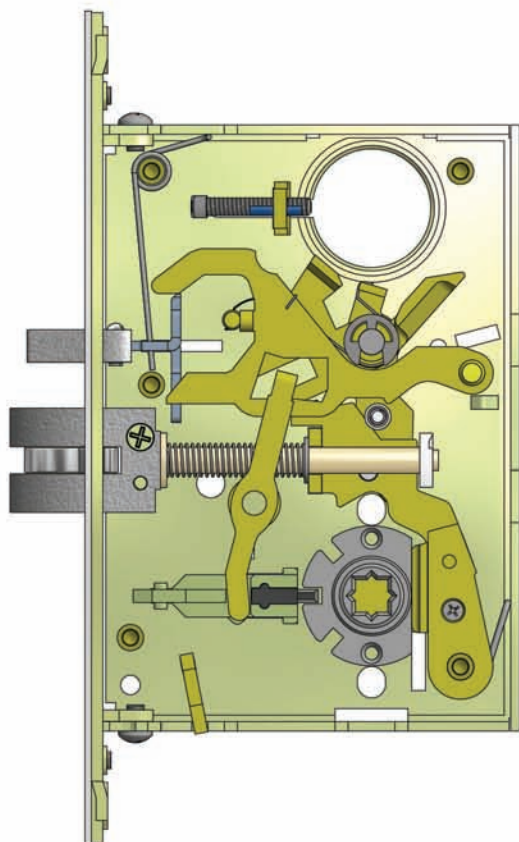




ITEM	QTY	PART #	DESCRIPTION
1	2	3007	SCREW, #8-32 x 1/4"
2	1	5001	COVER, 5000 SERIES
3	1	5004EW	FACE PLATE
4	1	5005E	BACK PLATE
5	1	5033	CYLINDER "J" LEVER
6	1	5043-2	SOLID HUB DISK SPACER
7	1	5049	LATCH LEVER PIVOT SPACER
8	1	5062	RIGID HUB PLATE
9	1	5064	SPRING
10	1	5067	HUB LEVER SPRING
11	1	5069	SPRING
12	2	5078	SCREW, #8-32 x 1/4"
13	2	5089	HUB LINK
14	1	5096	AUX. LATCH SPRING
15	1	5171	ROLLER, AUX. LATCH LEVER
16	2	5614	HUB LINK SPRING
17	1	5626	HUB, O/S
18	1	5626JM	O/S HUB "JM" FUNCTION
19	1	7006	RETAINER RING
20	5	9005	SCREW, #8-32 x 1/2"
21	1	A5003E	MORTISE CASE W/ STUDS
22	1	A5010	LATCH BOLT ASSEMBLY
23	1	A5018	LATCH LEVER ASSEMBLY
24	1	A5019	LOCKING PIECE ASSEMBLY
25	1	A5021J	HUB LEVER ASSEMBLY
26	1	A5031-Z14	"E" AUX. LATCH ASSEMBLY
27	1	A5034	STOP CYLINDER LEVER ASSEMBLY
28	1	A5050	CYLINDER SCREW ASSEMBLY
29	1	A5607WW	"A" FOLLOWER ASSY. - WW

## MODEL A5JM-B4

### Used for JM function with lever trim

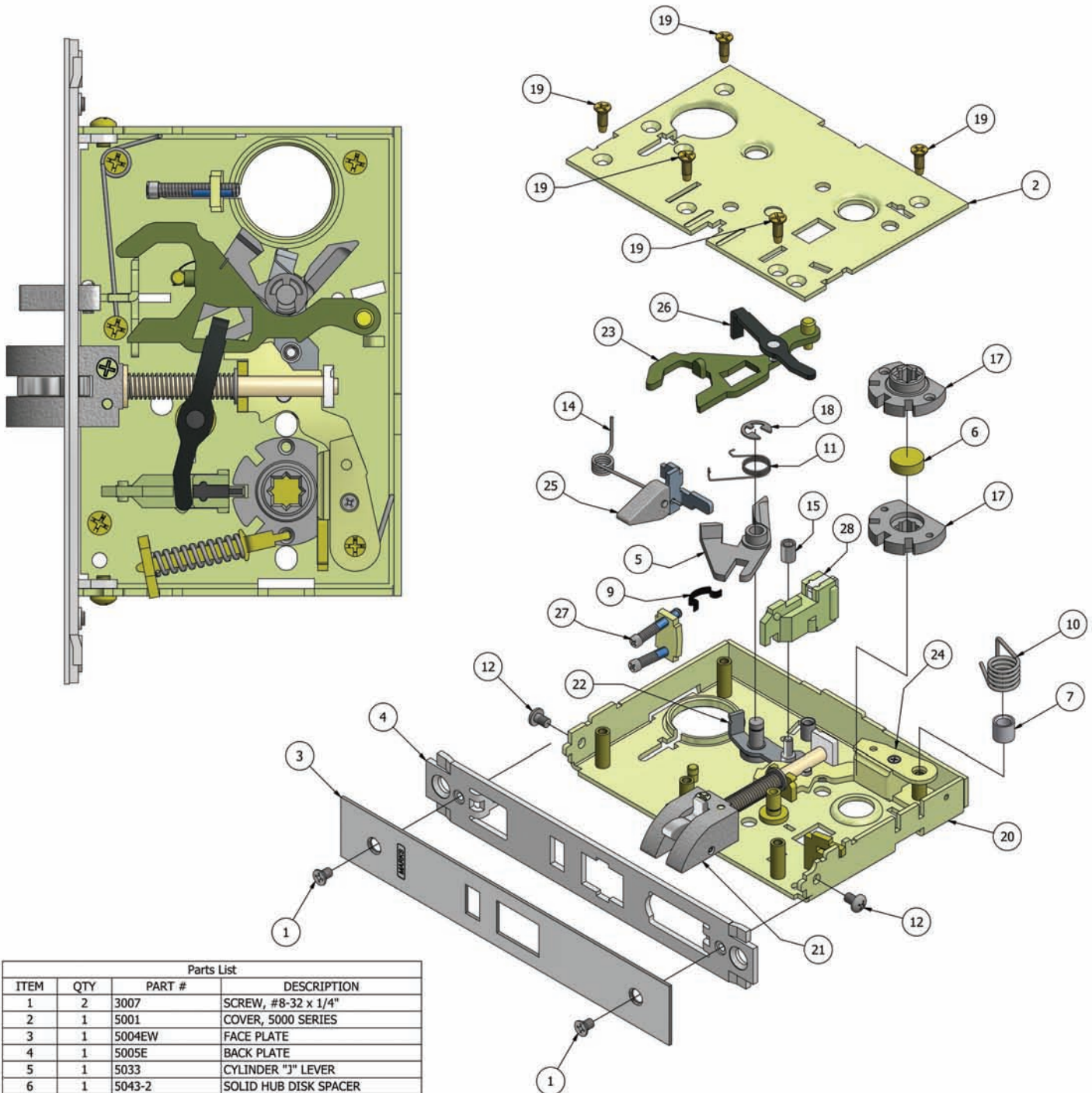


Parts List			
ITEM	QTY	PART #	DESCRIPTION
1	2	3007	SCREW, #8-32 x 1/4"
2	1	5001	COVER, 5000 SERIES
3	1	5004EW	FACE PLATE
4	1	5005E	BACK PLATE
5	1	5033	CYLINDER "J" LEVER
6	1	5043-2	SOLID HUB DISK SPACER
7	1	5049	LATCH LEVER PIVOT SPACER
8	1	5064	SPRING
9	1	5067	HUB LEVER SPRING
10	1	5069	SPRING
11	2	5078	SCREW, #8-32 x 1/4"
12	1	5096	AUX. LATCH SPRING
13	1	5171	ROLLER, AUX. LATCH LEVER
14	2	5626-HOLD	HUB, O/S
15	1	7006	RETAINER RING
16	5	9005	SCREW, #8-32 x 1/2"
17	1	A5003E	MORTISE CASE W/ STUDS
18	1	A5010	LATCH BOLT ASSEMBLY
19	1	A5018	LATCH LEVER ASSEMBLY
20	1	A5019	LOCKING PIECE ASSEMBLY
21	1	A5021J	HUB LEVER ASSEMBLY
22	1	A5031-Z14	"E" AUX. LATCH ASSEMBLY
23	1	A5034	STOP CYLINDER LEVER ASSEMBLY
24	1	A5050	CYLINDER SCREW ASSEMBLY
25	1	A5607	"A" FOLLOWER ASSY.

## MODEL A5JR

### Used for JR function with knob trim

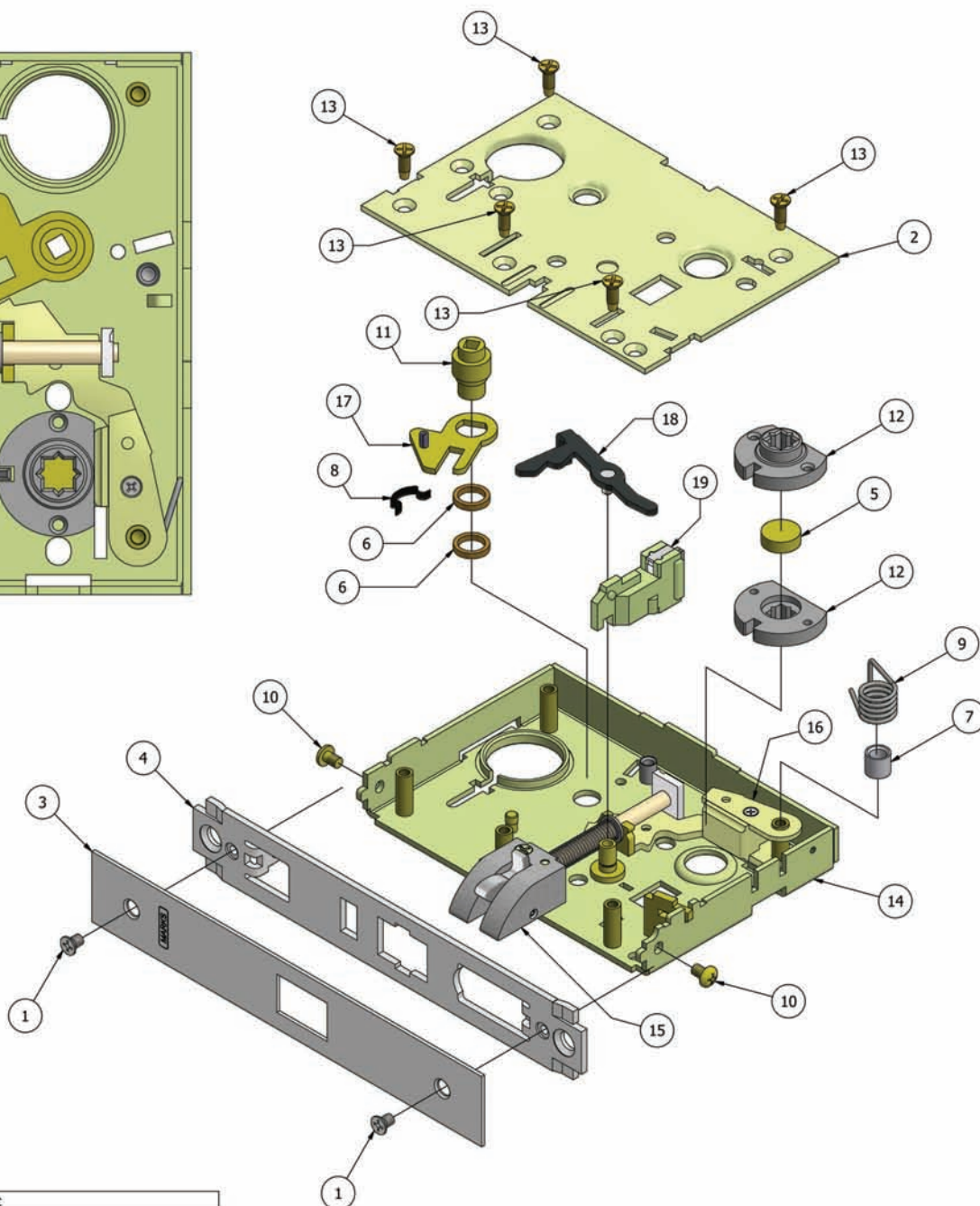
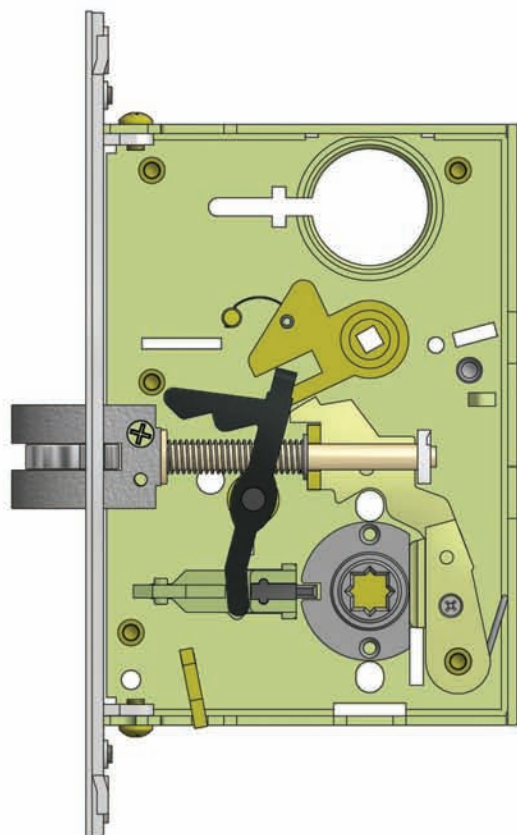




Parts List			
ITEM	QTY	PART #	DESCRIPTION
1	2	3007	SCREW, #8-32 x 1/4"
2	1	5001	COVER, 5000 SERIES
3	1	5004EW	FACE PLATE
4	1	5005E	BACK PLATE
5	1	5033	CYLINDER "J" LEVER
6	1	5043-2	SOLID HUB DISK SPACER
7	1	5049	LATCH LEVER PIVOT SPACER
8	1	5062	RIGID HUB PLATE
9	1	5064	SPRING
10	1	5067	HUB LEVER SPRING
11	1	5069	SPRING
12	2	5078	SCREW, #8-32 x 1/4"
13	2	5089	HUB LINK
14	1	5096	AUX. LATCH SPRING
15	1	5171	ROLLER, AUX. LATCH LEVER
16	2	5614	HUB LINK SPRING
17	2	5626-HOLD	HUB, O/S
18	1	7006	RETAINER RING
19	5	9005	SCREW, #8-32 x 1/2"
20	1	A5003E	MORTISE CASE W/ STUDS
21	1	A5010	LATCH BOLT ASSEMBLY
22	1	A5018	LATCH LEVER ASSEMBLY
23	1	A5019	LOCKING PIECE ASSEMBLY
24	1	A5021J	HUB LEVER ASSEMBLY
25	1	A5031-Z14	"E" AUX. LATCH ASSEMBLY
26	1	A5034	STOP CYLINDER LEVER ASSEMBLY
27	1	A5050	CYLINDER SCREW ASSEMBLY
28	1	A5607	"A" FOLLOWER ASSY.

## MODEL A5JR-B4

### Used for JR function with lever trim

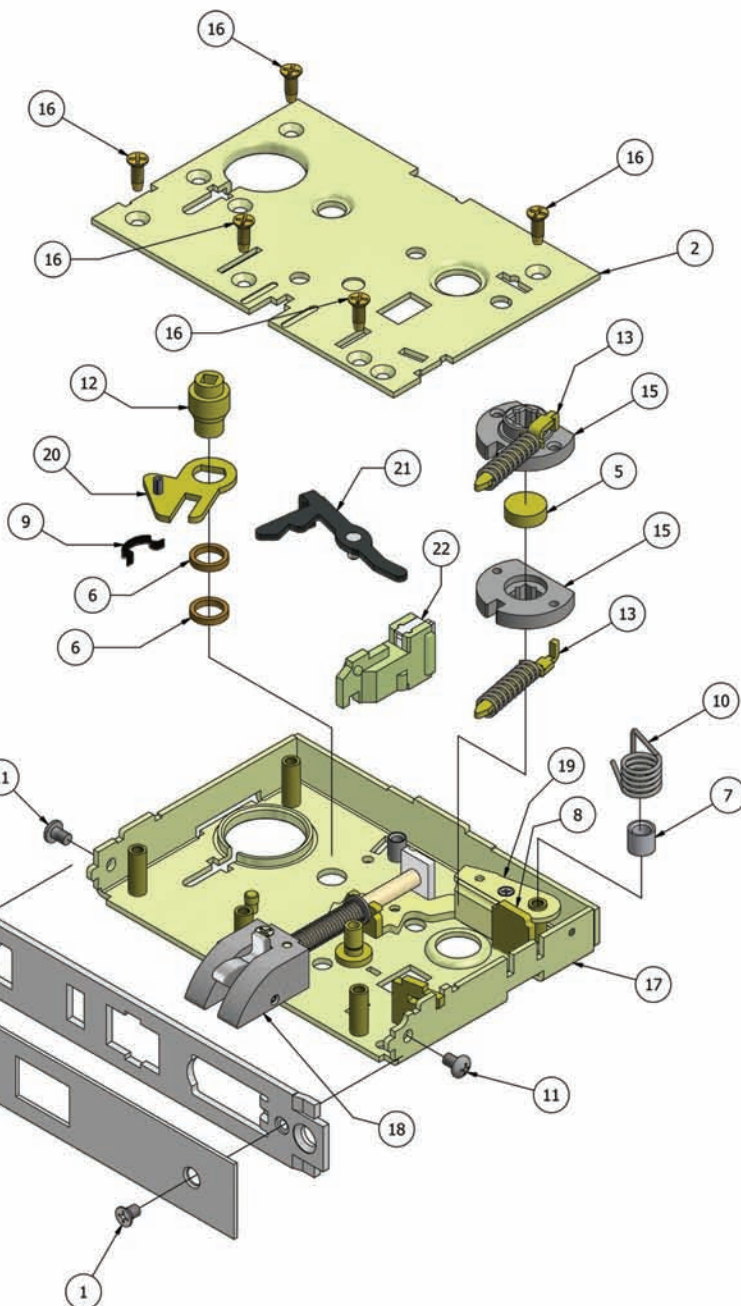



Parts List			
ITEM	QTY	PART #	DESCRIPTION
1	2	3007	SCREW, #8-32 x 1/4"
2	1	5001	COVER, 5000 SERIES
3	1	5004DW	FACE PLATE
4	1	5005E	BACK PLATE
5	1	5043-2	SOLID HUB DISK SPACER
6	2	5048	SPACER
7	1	5049	LATCH LEVER PIVOT SPACER
8	1	5064	SPRING
9	1	5067	HUB LEVER SPRING
10	2	5078	SCREW, #8-32 x 1/4"
11	1	5083	LJ LEVER BUSHING
12	2	5626	HUB, O/S
13	5	9005	SCREW, #8-32 x 1/2"
14	1	A5003LJ	MORTISE CASE W/ STUDS
15	1	A5010	LATCH BOLT ASSEMBLY
16	1	A5021N	HUB LEVER ASSEMBLY
17	1	A5033LJ	LEVER ASSEMBLY
18	1	A5034LJ	LEVER STOP CYLINDER ASSEMBLY
19	1	A5607	"A" FOLLOWER ASSY.

## MODEL A5LJ

### Used for LJ function with knob trim

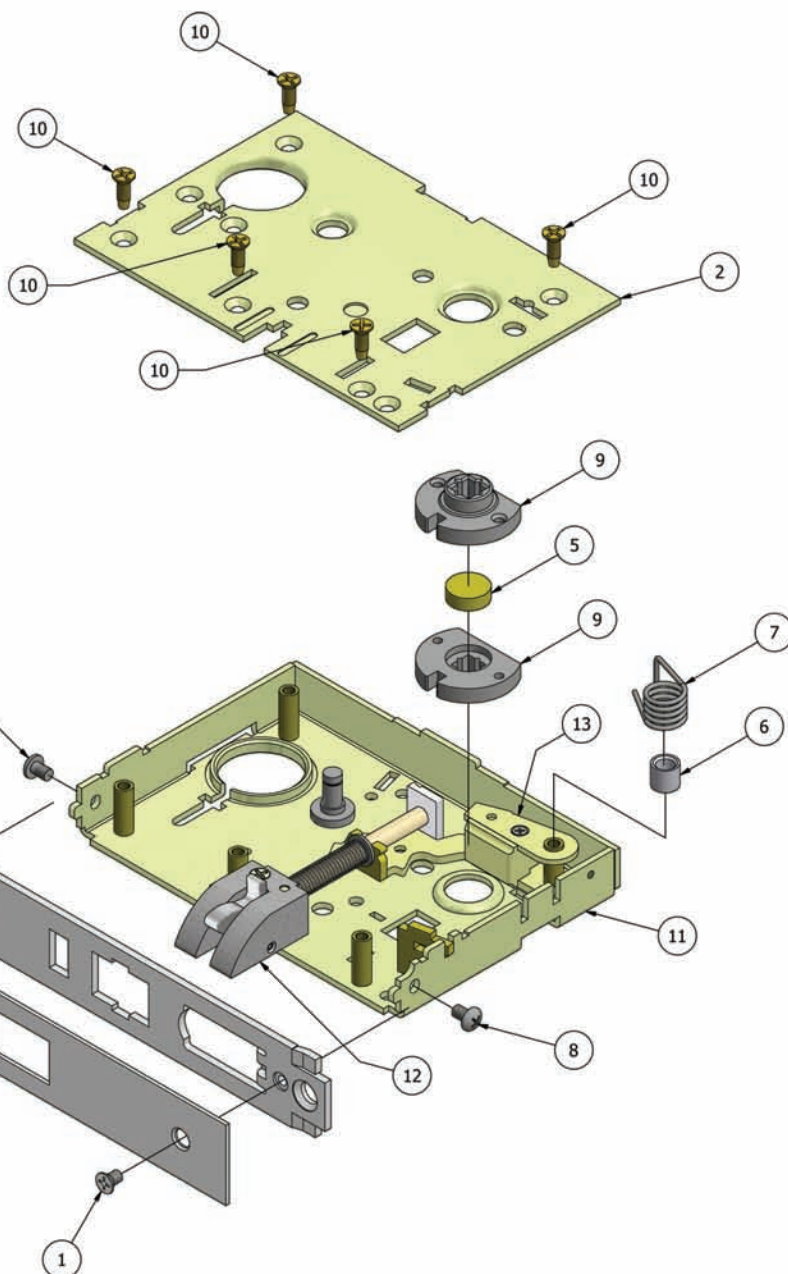
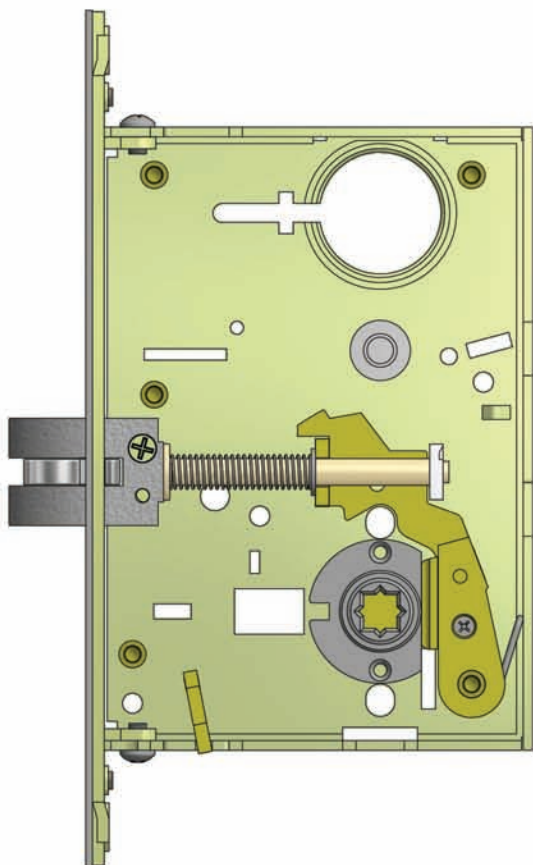




Parts List			
ITEM	QTY	PART #	DESCRIPTION
1	2	3007	SCREW, #8-32 x 1/4"
2	1	5001	COVER, 5000 SERIES
3	1	5004DW	FACE PLATE
4	1	5005E	BACK PLATE
5	1	5043-2	SOLID HUB DISK SPACER
6	2	5048	SPACER
7	1	5049	LATCH LEVER PIVOT SPACER
8	1	5062	RIGID HUB PLATE
9	1	5064	SPRING
10	1	5067	HUB LEVER SPRING
11	2	5078	SCREW, #8-32 x 1/4"
12	1	5083	LJ LEVER BUSHING
13	2	5089	HUB LINK
14	2	5614	HUB LINK SPRING
15	2	5626	HUB, O/S
16	5	9005	SCREW, #8-32 x 1/2"
17	1	A5003LJ	MORTISE CASE W/ STUDS
18	1	A5010	LATCH BOLT ASSEMBLY
19	1	A5021N	HUB LEVER ASSEMBLY
20	1	A5033LJ	LEVER ASSEMBLY
21	1	A5034LJ	LEVER STOP CYLINDER ASSEMBLY
22	1	A5607	"A" FOLLOWER ASSY.

## MODEL A5LJ-B4

### Used for LJ function with lever trim

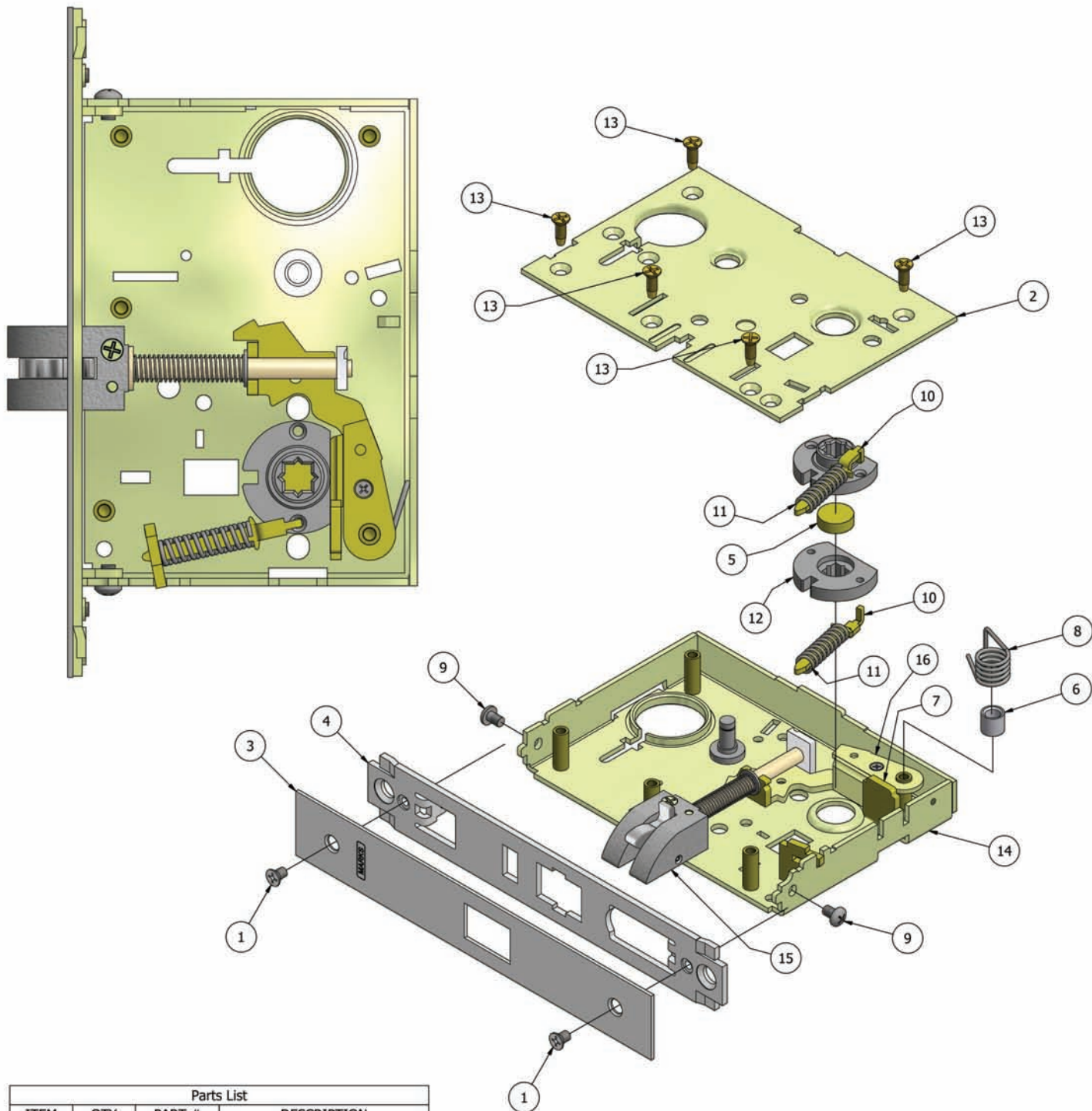


Parts List			
ITEM	QTY	PART #	DESCRIPTION
1	2	3007	SCREW, #8-32 x 1/4"
2	1	5001	COVER, 5000 SERIES
3	1	5004DW	FACE PLATE
4	1	5005E	BACK PLATE
5	1	5043-2	SOLID HUB DISK SPACER
6	1	5049	LATCH LEVER PIVOT SPACER
7	1	5067	HUB LEVER SPRING
8	2	5078	SCREW, #8-32 x 1/4"
9	2	5626	HUB, O/S
10	5	9005	SCREW, #8-32 x 1/2"
11	1	A5003N	MORTISE CASE W/ STUDS
12	1	A5010	LATCH BOLT ASSEMBLY
13	1	A5021N	HUB LEVER ASSEMBLY

## MODEL A5N

Used for N function  
with knob trim

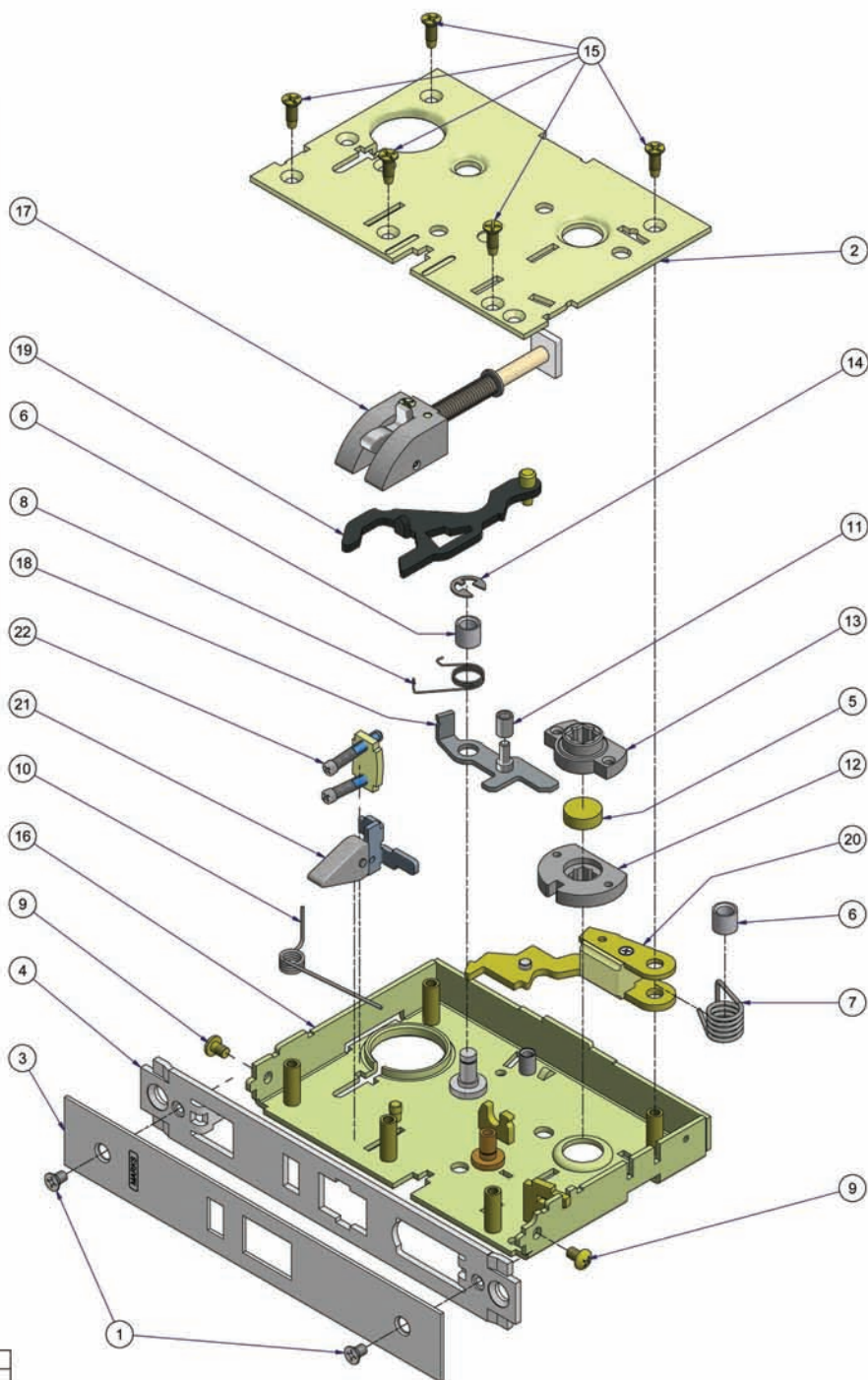
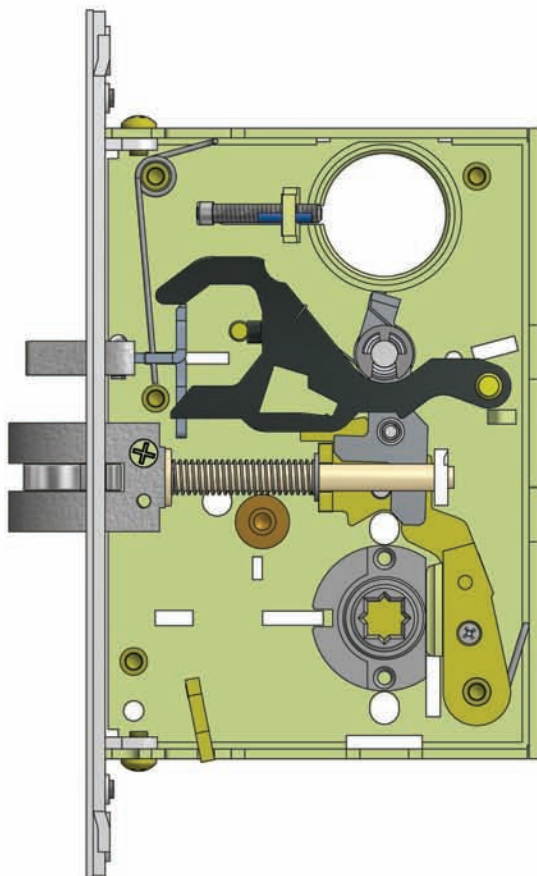




Parts List			
ITEM	QTY	PART #	DESCRIPTION
1	2	3007	SCREW, #8-32 x 1/4"
2	1	5001	COVER, 5000 SERIES
3	1	5004DW	FACE PLATE
4	1	5005E	BACK PLATE
5	1	5043-2	SOLID HUB DISK SPACER
6	1	5049	LATCH LEVER PIVOT SPACER
7	1	5062	RIGID HUB PLATE
8	1	5067	HUB LEVER SPRING
9	2	5078	SCREW, #8-32 x 1/4"
10	2	5089	HUB LINK
11	2	5614	HUB LINK SPRING
12	2	5626	HUB, O/S
13	5	9005	SCREW, #8-32 x 1/2"
14	1	A5003N	MORTISE CASE W/ STUDS
15	1	A5010	LATCH BOLT ASSEMBLY
16	1	A5021N	HUB LEVER ASSEMBLY

## MODEL A5N-B4

Used for N function  
with lever trim

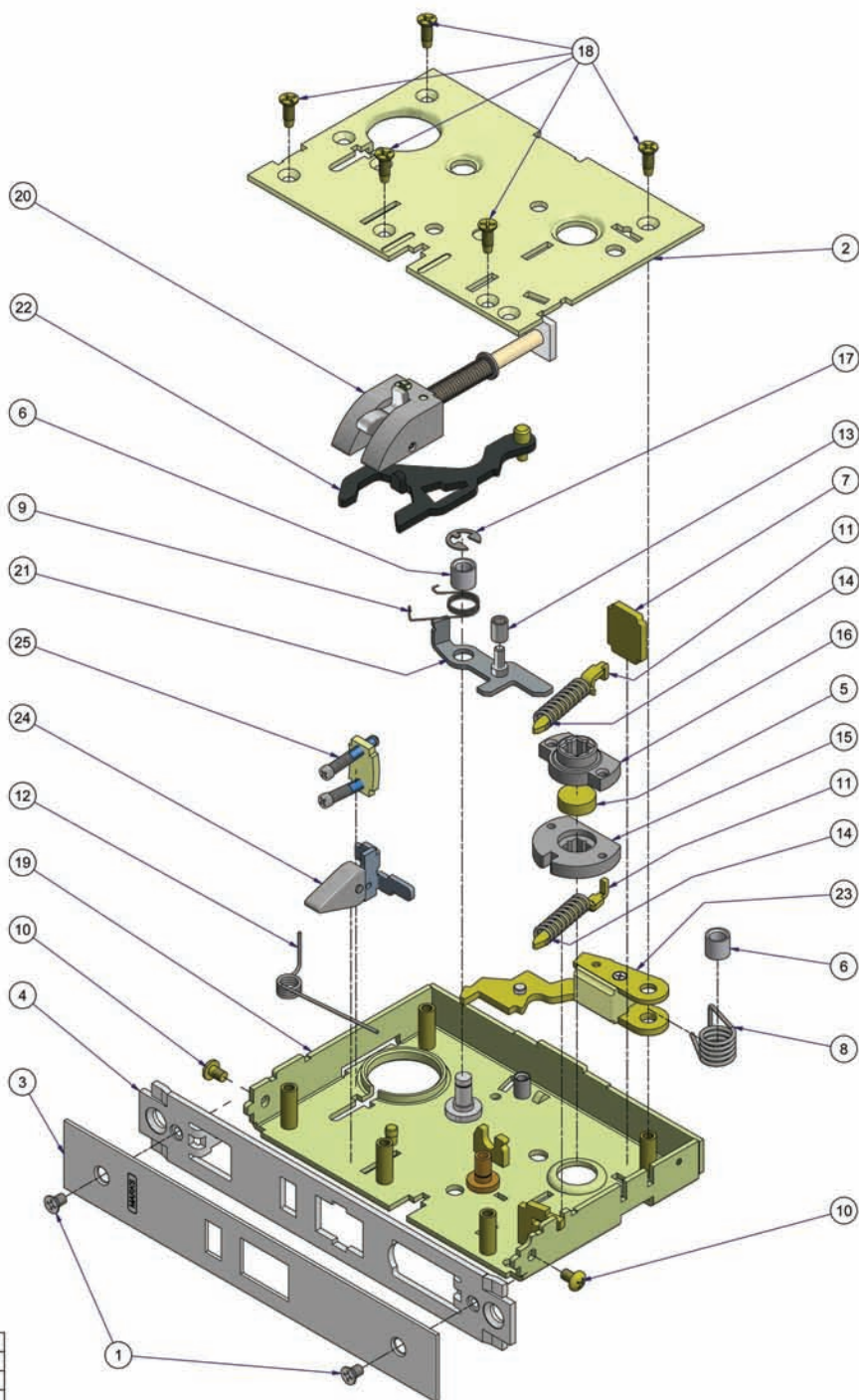
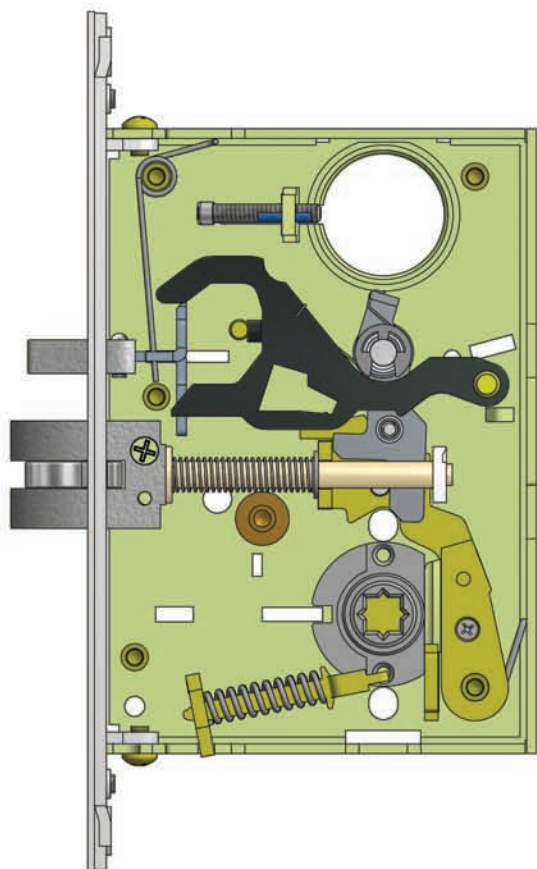


## MODEL A5Q

Used for Q function  
with knob trim

Parts List			
ITEM	QTY	PART #	DESCRIPTION
1	2	3007	SCREW, #8-32 x 1/4"
2	1	5001-SA	COVER, 5000 SERIES
3	1	5004EW	FACE PLATE
4	1	5005E	BACK PLATE
5	1	5043-2	SOLID HUB DISK SPACER
6	2	5049	LATCH LEVER PIVOT SPACER
7	1	5067	HUB LEVER SPRING
8	1	5069	SPRING
9	2	5078	SCREW, #8-32 x 1/4"
10	1	5096	AUX. LATCH SPRING
11	1	5171	ROLLER, AUX. LATCH LEVER
12	1	5626	HUB, O/S
13	1	5627	HUB, I/S
14	1	7006	RETAINER RING
15	5	9005	SCREW, #8-32 x 1/2"
16	1	A5003E-SA	MORTISE CASE W/ STUDS
17	1	A5010	LATCH BOLT ASSEMBLY
18	1	A5018	LATCH LEVER ASSEMBLY
19	1	A5020	LOCKING PIECE ASSEMBLY
20	1	A5021J	HUB LEVER ASSEMBLY
21	1	A5031-Z14	"E" AUX. LATCH ASSEMBLY
22	1	A5050	CYLINDER SCREW ASSEMBLY

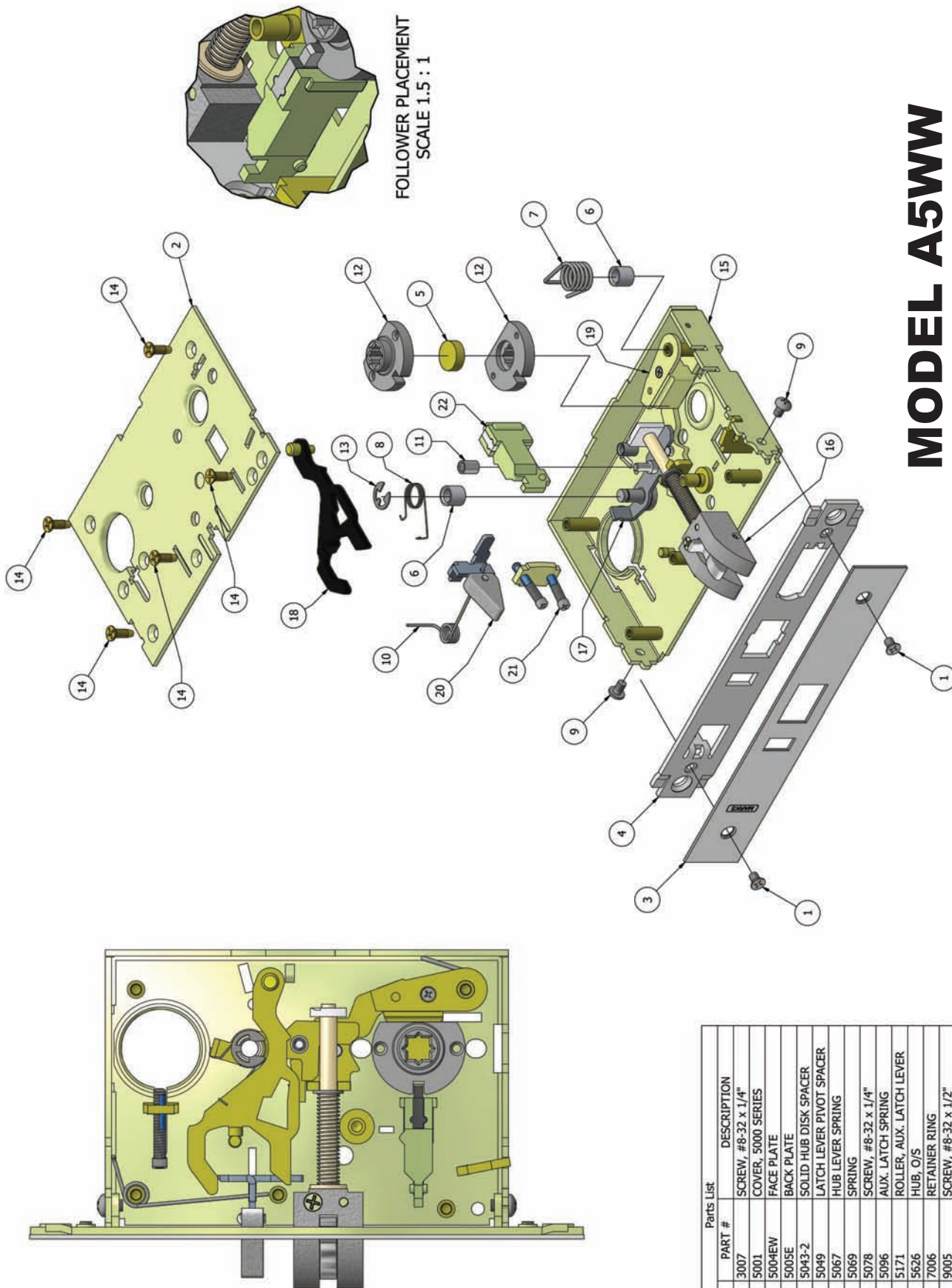




Parts List			
ITEM	QTY	PART #	DESCRIPTION
1	2	3007	SCREW, #8-32 x 1/4"
2	1	5001-SA	COVER, 5000 SERIES
3	1	5004EW	FACE PLATE
4	1	5005E	BACK PLATE
5	1	5043-2	SOLID HUB DISK SPACER
6	2	5049	LATCH LEVER PIVOT SPACER
7	1	5062	RIGID HUB PLATE
8	1	5067	HUB LEVER SPRING
9	1	5069	SPRING
10	2	5078	SCREW, #8-32 x 1/4"
11	2	5089	HUB LINK
12	1	5096	AUX. LATCH SPRING
13	1	5171	ROLLER, AUX. LATCH LEVER
14	2	5614	HUB LINK SPRING
15	1	5626	HUB, O/S
16	1	5627	HUB, I/S
17	1	7006	RETAINER RING
18	5	9005	SCREW, #8-32 x 1/2"
19	1	A5003E-SA	MORTISE CASE W/ STUDS
20	1	A5010	LATCH BOLT ASSEMBLY
21	1	A5018	LATCH LEVER ASSEMBLY
22	1	A5020	LOCKING PIECE ASSEMBLY
23	1	A5021J	HUB LEVER ASSEMBLY
24	1	A5031-Z14	"E" AUX. LATCH ASSEMBLY
25	1	A5050	CYLINDER SCREW ASSEMBLY

## MODEL A5Q-B4

### Used for Q function with lever trim



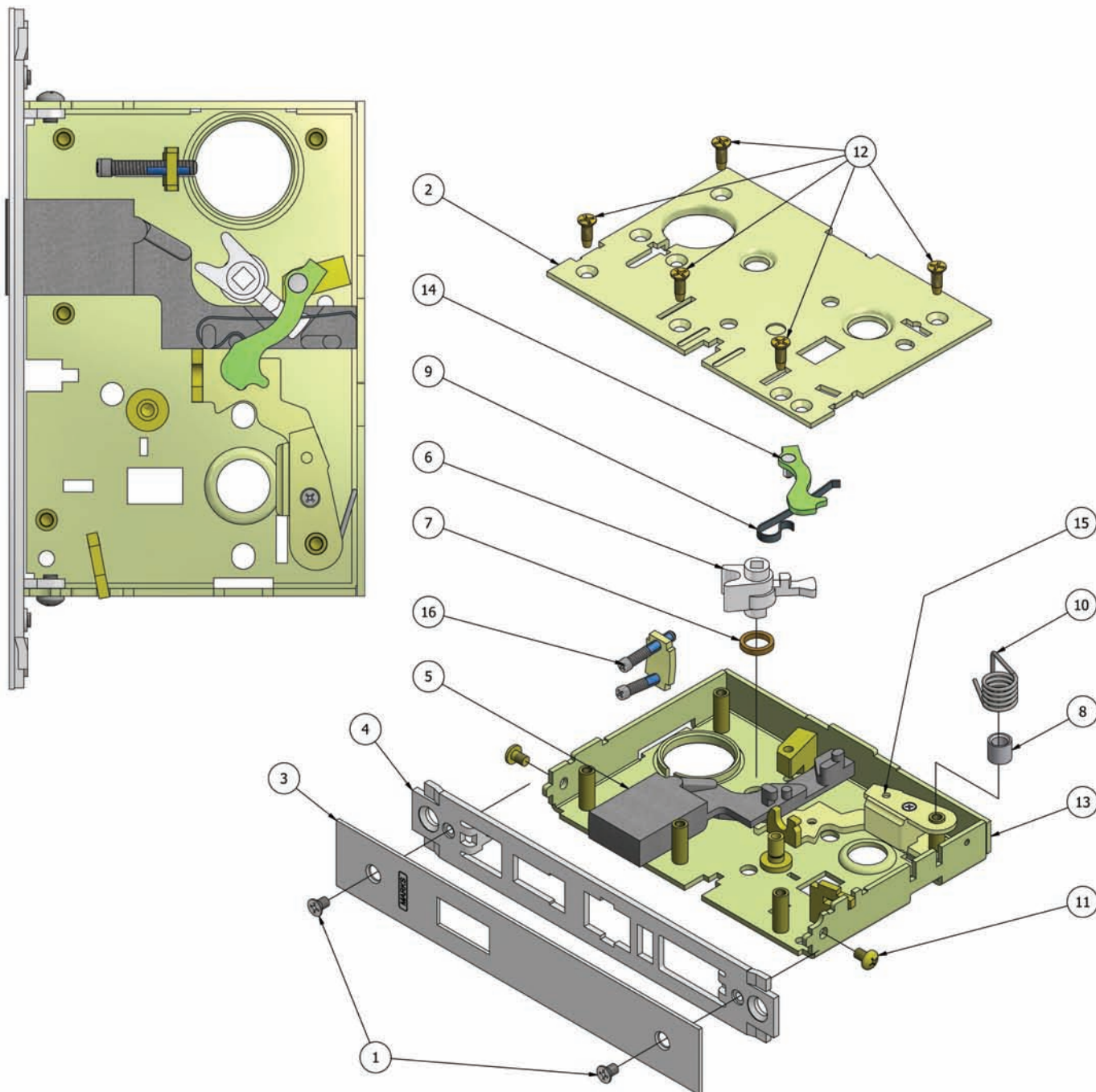
# MODEL A5WW

Used for WW function  
with knob trim

Parts List			
ITEM	QTY	PART #	DESCRIPTION
1	2	3007	SCREW, #8-32 x 1/4"
2	1	5001	COVER, 5000 SERIES
3	1	5004EW	FACE PLATE
4	1	5005E	BACK PLATE
5	1	5043-2	SOLID HUB DISK SPACER
6	2	5049	LATCH LEVER PIVOT SPACER
7	1	5067	HUB LEVER SPRING
8	1	5069	SPRING
9	2	5078	SCREW, #8-32 x 1/4"
10	1	5096	AUX. LATCH SPRING
11	1	5171	ROLLER, AUX. LATCH LEVER
12	2	5626	HUB, O/S
13	1	7006	RETAINER RING
14	5	9005	SCREW, #8-32 x 1/2"
15	1	A5003E	MORTISE CASE W/ STUDS
16	1	A5010	LATCH BOLT ASSEMBLY
17	1	A5018	LATCH LEVER ASSEMBLY
18	1	A5020	LOCKING PIECE ASSEMBLY
19	1	A5021J	HUB LEVER ASSEMBLY
20	1	A5031-Z14	"E" AUX. LATCH ASSEMBLY
21	1	A5050	CYLINDER SCREW ASSEMBLY
22	1	**A5607WW	"A" FOLLOWER ASSY. - WW

\*\*A5607WW, A5608WW OR A5609WW CAN BE USED

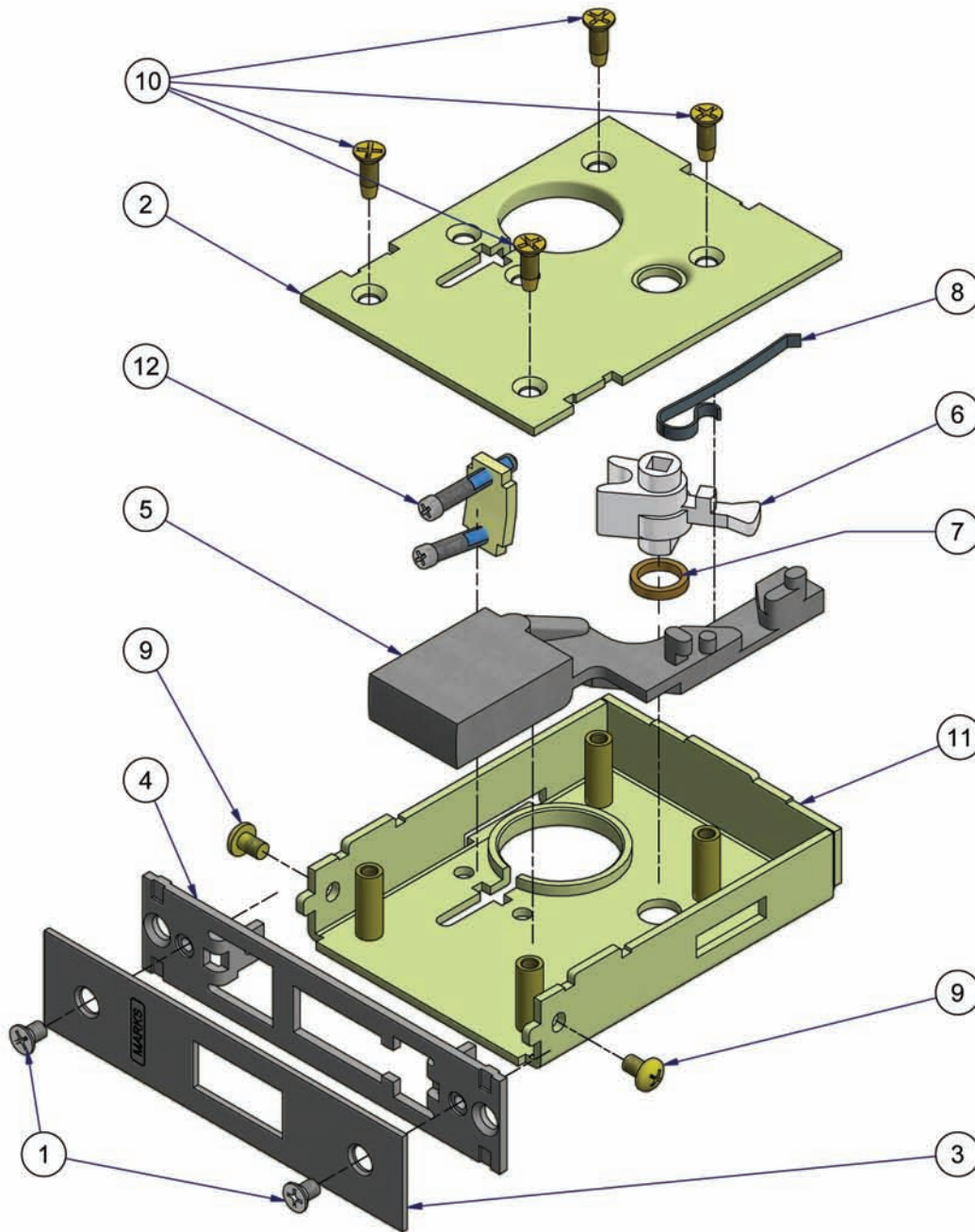




Parts List			
ITEM	QTY	PART #	DESCRIPTION
1	2	3007	SCREW, #8-32 x 1/4"
2	1	5001	COVER, 5000 SERIES
3	1	5004P	FACEPLATE
4	1	5005	BACK PLATE
5	1	5008	DEAD BOLT
6	1	5009Z	LEVER, "F" DEAD BOLT
7	1	5048	SPACER
8	1	5049	LATCH LEVER PIVOT SPACER
9	1	5065	DEAD BOLT SPRING
10	1	5067	HUB LEVER SPRING
11	2	5078	SCREW, #8-32 x 1/4"
12	5	9005	SCREW, #8-32 x 1/2"
13	1	A5003A	MORTISE LOCK CASE W/ STUDS
14	1	A5016B-C	CYLINDER LEVER ASSEMBLY
15	1	A5021N	HUB LEVER ASSEMBLY
16	1	A5050	CYLINDER SCREW ASSEMBLY

## MODEL A5P

### Used for P function deadbolts



## MODEL A31 Deadbolt Assembly

Parts List			
ITEM	QTY	PART #	DESCRIPTION
1	2	3007	SCREW, #8-32 x 1/4"
2	1	3101	3 SERIES DEADBOLT COVER
3	1	3104	FACE PLATE
4	1	3105	BACK PLATE
5	1	5008	DEAD BOLT
6	1	5009Z	LEVER, "F" DEAD BOLT
7	1	5048	SPACER
8	1	5065	DEAD BOLT SPRING
9	2	5078	SCREW, #8-32 x 1/4"
10	4	9005	SCREW, #8-32 x 1/2"
11	1	A3103	3 SERIES DEADBOLT CASE W/STUDS
12	1	A5050	CYLINDER SCREW ASSEMBLY